

Spex High Contour Cushion

1. SELECT SIZE

WIDTH	LENGTH	CODE	
8" 20 cm	8" 20 cm	1105-0808-OHC	<input checked="" type="checkbox"/>
	10" 25 cm	1105-0810-OHC	<input checked="" type="checkbox"/>
10" 25 cm	10" 25 cm	1105-1010-OHC	<input checked="" type="checkbox"/>
	12" 30 cm	1105-1012-OHC	<input checked="" type="checkbox"/>
	XX XX	1105-10XX-OHC	<input checked="" type="checkbox"/>
11" 28 cm	10" 25 cm	1105-1110-OHC	<input checked="" type="checkbox"/>
	12" 30 cm	1105-1112-OHC	<input checked="" type="checkbox"/>
	XX XX	1105-11XX-OHC	<input checked="" type="checkbox"/>
12" 30 cm	12" 30 cm	1105-1212-OHC	<input checked="" type="checkbox"/>
	14" 35 cm	1105-1214-OHC	<input checked="" type="checkbox"/>
	XX XX	1105-12XX-OHC	<input checked="" type="checkbox"/>
13" 33 cm	12" 30 cm	1105-1312-OHC	<input checked="" type="checkbox"/>
	14" 35 cm	1105-1314-OHC	<input checked="" type="checkbox"/>
	XX XX	1105-13XX-OHC	<input checked="" type="checkbox"/>
14" 35 cm	14" 35 cm	1105-1414-OHC	<input checked="" type="checkbox"/>
	16" 40 cm	1105-1416-OHC	<input checked="" type="checkbox"/>
	18" 45 cm	1105-1418-OHC	<input checked="" type="checkbox"/>
	XX XX	1105-14XX-OHC	<input checked="" type="checkbox"/>
15" 38 cm	14" 35 cm	1105-1514-OHC	<input checked="" type="checkbox"/>
	16" 40 cm	1105-1516-OHC	<input checked="" type="checkbox"/>
	XX XX	1105-15XX-OHC	<input checked="" type="checkbox"/>
16" 40 cm	16" 40 cm	1105-1616-OHC	<input checked="" type="checkbox"/>
	18" 45 cm	1105-1618-OHC	<input checked="" type="checkbox"/>
	20" 50 cm	1105-1620-OHC	<input checked="" type="checkbox"/>
17" 43 cm	XX XX	1105-16XX-OHC	<input checked="" type="checkbox"/>
	17" 43 cm	1105-1717-OHC	<input checked="" type="checkbox"/>
	18" 45 cm	1105-1718-OHC	<input checked="" type="checkbox"/>
18" 45 cm	XX XX	1105-17XX-OHC	<input checked="" type="checkbox"/>
	18" 45 cm	1105-1818-OHC	<input checked="" type="checkbox"/>
	20" 50 cm	1105-1820-OHC	<input checked="" type="checkbox"/>
19" 48 cm	22" 55 cm	1105-1822-OHC	<input checked="" type="checkbox"/>
	XX XX	1105-18XX-OHC	<input checked="" type="checkbox"/>
	18" 45 cm	1105-1918-OHC	<input checked="" type="checkbox"/>
20" 50 cm	20" 50 cm	1105-1920-OHC	<input checked="" type="checkbox"/>
	XX XX	1105-19XX-OHC	<input checked="" type="checkbox"/>
	18" 45 cm	1105-2018-OHC	<input checked="" type="checkbox"/>
22" 55 cm	20" 50 cm	1105-2020-OHC	<input checked="" type="checkbox"/>
	22" 55 cm	1105-2022-OHC	<input checked="" type="checkbox"/>
	XX XX	1105-20XX-OHC	<input checked="" type="checkbox"/>
24" 60 cm	18" 45 cm	1105-2218-OHC	<input checked="" type="checkbox"/>
	20" 50 cm	1105-2220-OHC	<input checked="" type="checkbox"/>
	22" 55 cm	1105-2222-OHC	<input checked="" type="checkbox"/>
Up to 20" 50 cm	XX = _ _ _ _	1105-2418-OHC	<input checked="" type="checkbox"/>
Up to 25" 63 cm	XX = _ _ _ _	1105-2420-OHC	<input checked="" type="checkbox"/>
		1105-2422-OHC	<input checked="" type="checkbox"/>
		1105-2929-OHC	<input checked="" type="checkbox"/>
		1105-2939-OHC	<input checked="" type="checkbox"/>


PACKAGE INCLUDES:

1. Outer Cover
2. Incontinence Cover
3. Cushion Foam Unit
4. Positioning Pad Kit



2. SELECT COLOUR

Your colour selection applies to any extra covers ordered



3. SELECT ACCESSORIES

<input checked="" type="checkbox"/>	ACCESSORY	IMAGE
<input type="checkbox"/>	Extra Outer Cover (A)	
<input type="checkbox"/>	Extra Incontinence Cover (B)	
<input type="checkbox"/>	Rigidiser Base Panel (can be inserted inside cover for a rigid surface)	
<input type="checkbox"/>	Extra Positioning Kit 1111-0273-000	
<input type="checkbox"/>	5° Wedge 1209-2724-300	

4. CUSTOMISE

[Refer to Cushion Customisations Page](#)

Cushion Customisations

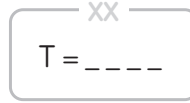
This page details common customisations, for full custom options please refer to the Spex Custom Cushion Script Form



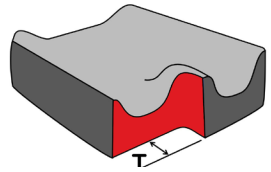
LEG LENGTH DISCREPANCY

1111-0292-000

MEASUREMENTS



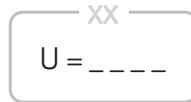
REFERENCE DRAWING



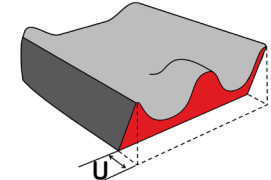
FRONT EDGE CUT-BACK FOR LEG CONTRACTURES

1111-0317-000

MEASUREMENTS



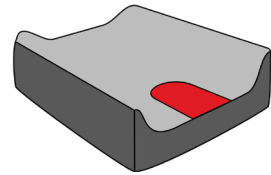
REFERENCE DRAWING



REMOVE MEDIAL THIGH SUPPORT

1111-0335-000

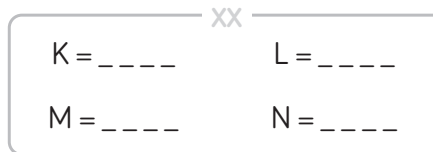
REFERENCE DRAWING



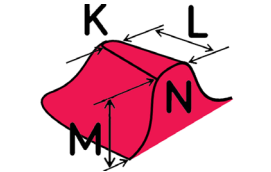
SPECIFY MEDIAL SUPPORT DIMENSIONS

1111-0294-000

MEASUREMENTS



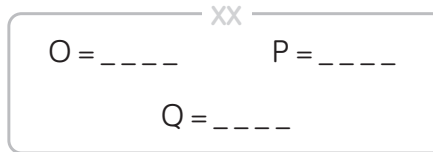
REFERENCE DRAWING



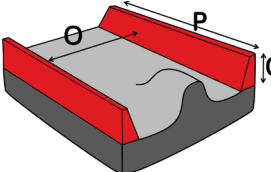
SPECIFY LATERAL THIGH SUPPORT DIMENSIONS

1111-0295-000

MEASUREMENTS



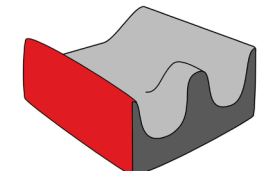
REFERENCE DRAWING



INCREASE REAR HALF HEIGHT TO FULL LATERAL THIGH SUPPORT (SUPERHIGH CONTOUR ONLY)

1111-0304-000

REFERENCE DRAWING



ADDITIONAL PRESSURE RELIEVING OVERLAY

1111-0391-000



SUPRACOR® HONEYCOMB

1111-0431-000

REFERENCE DRAWING

