

# spex

Shaping Better Lives



## CLINICAL WHEELCHAIR SEATING

SCRIPT & ORDER GUIDE



[SPEXSEATING.COM](https://www.spexseating.com)

# Spex Seat Base

## PACKAGE INCLUDES

Seat Base contains:

- Single piece seat base plate
- Either Quick-Release or Fixed Mount hardware set
- Pair of retainer brackets

Weight: 2.4kg for Seat Base with Quick-Release, 2.3kg for Seat Base with Fixed Mount (16x18" 40x45 cm)



## 2. SELECT HARDWARE

Fixed Mount



1008-WWLL-FXB

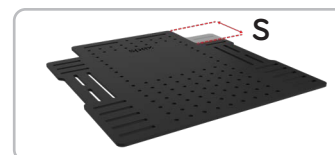

Quick Release



1008-WWLL-QRB

## 1. SELECT SIZE

WIDTH	LENGTH	CODE	
10" 25 cm	12" 30 cm	1008-1012-XXX	<input checked="" type="checkbox"/> TICK
	14" 36 cm	1008-1014-XXX	<input checked="" type="checkbox"/> TICK
12" 30 cm	12" 30 cm	1008-1212-XXX	<input checked="" type="checkbox"/> TICK
	14" 35 cm	1008-1214-XXX	<input checked="" type="checkbox"/> TICK
	16" 40 cm	1008-1216-XXX	<input checked="" type="checkbox"/> TICK
14" 35 cm	18" 45 cm	1008-1218-XXX	<input checked="" type="checkbox"/> TICK
	14" 35 cm	1008-1414-XXX	<input checked="" type="checkbox"/> TICK
15" 38 cm	16" 40 cm	1008-1416-XXX	<input checked="" type="checkbox"/> TICK
	18" 45 cm	1008-1418-XXX	<input checked="" type="checkbox"/> TICK
	17" 43 cm	1008-1517-XXX	<input checked="" type="checkbox"/> TICK
16" 40 cm	20" 50 cm	1008-1520-XXX	<input checked="" type="checkbox"/> TICK
	16" 40 cm	1008-1616-XXX	<input checked="" type="checkbox"/> TICK
	18" 45 cm	1008-1618-XXX	<input checked="" type="checkbox"/> TICK
17" 43 cm	20" 50 cm	1008-1620-XXX	<input checked="" type="checkbox"/> TICK
	22" 55 cm	1008-1622-XXX	<input checked="" type="checkbox"/> TICK
	18" 45 cm	1008-1717-XXX	<input checked="" type="checkbox"/> TICK
18" 45 cm	20" 50 cm	1008-1720-XXX	<input checked="" type="checkbox"/> TICK
	22" 55 cm	1008-1722-XXX	<input checked="" type="checkbox"/> TICK
	18" 45 cm	1008-1818-XXX	<input checked="" type="checkbox"/> TICK
20" 50 cm	20" 50 cm	1008-1820-XXX	<input checked="" type="checkbox"/> TICK
	22" 55 cm	1008-1822-XXX	<input checked="" type="checkbox"/> TICK
	20" 50 cm	1008-2020-XXX	<input checked="" type="checkbox"/> TICK
22" 55 cm	22" 55 cm	1008-2022-XXX	<input checked="" type="checkbox"/> TICK
	22" 55 cm	1008-2222-XXX	<input checked="" type="checkbox"/> TICK
Up to 20" 50 cm	XX = _ _ _ _	1008-2929-XXX	<input checked="" type="checkbox"/> TICK
Up to 25" 63 cm	XX = _ _ _ _	1008-2939-XXX	<input checked="" type="checkbox"/> TICK



## 3. CUSTOMISE (IF REQUIRED)

✓ ITEM	NOTES
<input type="checkbox"/> Leg Length Discrepancy Available in 1" Increments 1008-0292-000	<input checked="" type="radio"/> SELECT <input type="radio"/> L <input type="radio"/> I <input type="radio"/> R <input type="text" value="XX"/> T = _ _ _ _
<input type="checkbox"/> Custom backrest cane depth cut-outs Up to 2" additional depth, available in 1" Increments 1008-0291-000	<input type="text" value="XX"/> S = _ _ _ _ Standard Cut-Out = 3"x3" (8x8 cm)
<input type="checkbox"/> Additional Cushion retainer bracket (pair) All bases come with a pair of cushion retainers 1008-0250-100	

## WHEELCHAIR COMPATIBILITY

	Seat Base Width 10" - 20"	Seat Base Width 21" +
Fixed Mount	-0" to +2"	-0" to +1"
Quick Release	-1 to +2"	-1 to +1"

# Vigour Standard Contour Cushion

## 1. SELECT SIZE

WIDTH	LENGTH		CODE	
8" 20 cm	8"	20 cm	1103-0808-OSC	<input type="checkbox"/>
	10"	25 cm	1103-0810-OSC	<input type="checkbox"/>
10" 25 cm	10"	25 cm	1103-1010-OSC	<input type="checkbox"/>
	12"	30 cm	1103-1012-OSC	<input type="checkbox"/>
	XX	XX	1103-10XX-OSC	<input type="checkbox"/>
11" 28 cm	10"	25 cm	1103-1110-OSC	<input type="checkbox"/>
	12"	30 cm	1103-1112-OSC	<input type="checkbox"/>
	XX	XX	1103-11XX-OSC	<input type="checkbox"/>
12" 30 cm	12"	30 cm	1103-1212-OSC	<input type="checkbox"/>
	14"	35 cm	1103-1214-OSC	<input type="checkbox"/>
	XX	XX	1103-12XX-OSC	<input type="checkbox"/>
13" 33 cm	12"	30 cm	1103-1312-OSC	<input type="checkbox"/>
	14"	35 cm	1103-1314-OSC	<input type="checkbox"/>
	XX	XX	1103-13XX-OSC	<input type="checkbox"/>
14" 35 cm	14"	35 cm	1103-1414-OSC	<input type="checkbox"/>
	16"	40 cm	1103-1416-OSC	<input type="checkbox"/>
	18"	45 cm	1103-1418-OSC	<input type="checkbox"/>
	XX	XX	1103-14XX-OSC	<input type="checkbox"/>
15" 38 cm	14"	35 cm	1103-1514-OSC	<input type="checkbox"/>
	16"	40 cm	1103-1516-OSC	<input type="checkbox"/>
	XX	XX	1103-15XX-OSC	<input type="checkbox"/>
16" 40 cm	16"	40 cm	1103-1616-OSC	<input type="checkbox"/>
	18"	45 cm	1103-1618-OSC	<input type="checkbox"/>
	20"	50 cm	1103-1620-OSC	<input type="checkbox"/>
17" 43 cm	XX	XX	1103-16XX-OSC	<input type="checkbox"/>
	17"	43 cm	1103-1717-OSC	<input type="checkbox"/>
	18"	45 cm	1103-1718-OSC	<input type="checkbox"/>
18" 45 cm	XX	XX	1103-17XX-OSC	<input type="checkbox"/>
	18"	45 cm	1103-1818-OSC	<input type="checkbox"/>
	20"	50 cm	1103-1820-OSC	<input type="checkbox"/>
	22"	55 cm	1103-1822-OSC	<input type="checkbox"/>
19" 48 cm	XX	XX	1103-18XX-OSC	<input type="checkbox"/>
	18"	45 cm	1103-1918-OSC	<input type="checkbox"/>
	20"	50 cm	1103-1920-OSC	<input type="checkbox"/>
20" 50 cm	XX	XX	1103-19XX-OSC	<input type="checkbox"/>
	18"	45 cm	1103-2018-OSC	<input type="checkbox"/>
	20"	50 cm	1103-2020-OSC	<input type="checkbox"/>
	22"	55 cm	1103-2022-OSC	<input type="checkbox"/>
22" 55 cm	XX	XX	1103-20XX-OSC	<input type="checkbox"/>
	18"	45 cm	1103-2218-OSC	<input type="checkbox"/>
	20"	50 cm	1103-2220-OSC	<input type="checkbox"/>
24" 60 cm	22"	55 cm	1103-2222-OSC	<input type="checkbox"/>
	18"	45 cm	1103-2418-OSC	<input type="checkbox"/>
	20"	50 cm	1103-2420-OSC	<input type="checkbox"/>
Up to 20" 50 cm	22"	55 cm	1103-2422-OSC	<input type="checkbox"/>
	XX = _ _ _ _		1103-2929-OSC	<input type="checkbox"/>
Up to 25" 63 cm	XX = _ _ _ _		1103-2939-OSC	<input type="checkbox"/>

## PACKAGE INCLUDES:


1. Outer Cover
2. Incontinence Cover
3. Cushion Foam Unit



TROUGH HEIGHT = 30MM

## 2. SELECT COLOUR

Your colour selection applies to any extra covers ordered



## 3. SELECT ACCESSORIES

<input checked="" type="checkbox"/>	ACCESSORY	IMAGE
<input type="checkbox"/>	Extra Outer Cover (A) 1123-WWDD-6SC (insert width and depth relevant to cushion size)	
<input type="checkbox"/>	Extra Incontinence Cover (B) 1133-WWDD-7SC (insert width and depth relevant to cushion size)	
<input type="checkbox"/>	Rigidiser Base Panel (can be inserted inside cover for a rigid surface) 1110-WWDD-200	
<input type="checkbox"/>	5° Wedge 1209-2724-300	

## 4. CUSTOMISE

Refer to Cushion Customisations Page

# Vigour High Contour Cushion

## 1. SELECT SIZE

WIDTH	LENGTH	CODE	
8" 20 cm	8" 20 cm	1103-0808-OHC	<input type="checkbox"/>
	10" 25 cm	1103-0810-OHC	<input type="checkbox"/>
10" 25 cm	10" 25 cm	1103-1010-OHC	<input type="checkbox"/>
	12" 30 cm	1103-1012-OHC	<input type="checkbox"/>
	XX XX	1103-10XX-OHC	<input type="checkbox"/>
11" 28 cm	10" 25 cm	1103-1110-OHC	<input type="checkbox"/>
	12" 30 cm	1103-1112-OHC	<input type="checkbox"/>
	XX XX	1103-11XX-OHC	<input type="checkbox"/>
12" 30 cm	12" 30 cm	1103-1212-OHC	<input type="checkbox"/>
	14" 35 cm	1103-1214-OHC	<input type="checkbox"/>
	XX XX	1103-12XX-OHC	<input type="checkbox"/>
13" 33 cm	12" 30 cm	1103-1312-OHC	<input type="checkbox"/>
	14" 35 cm	1103-1314-OHC	<input type="checkbox"/>
	XX XX	1103-13XX-OHC	<input type="checkbox"/>
14" 35 cm	14" 35 cm	1103-1414-OHC	<input type="checkbox"/>
	16" 40 cm	1103-1416-OHC	<input type="checkbox"/>
	18" 45 cm	1103-1418-OHC	<input type="checkbox"/>
	XX XX	1103-14XX-OHC	<input type="checkbox"/>
15" 38 cm	14" 35 cm	1103-1514-OHC	<input type="checkbox"/>
	16" 40 cm	1103-1516-OHC	<input type="checkbox"/>
	XX XX	1103-15XX-OHC	<input type="checkbox"/>
16" 40 cm	16" 40 cm	1103-1616-OHC	<input type="checkbox"/>
	18" 45 cm	1103-1618-OHC	<input type="checkbox"/>
	20" 50 cm	1103-1620-OHC	<input type="checkbox"/>
17" 43 cm	XX XX	1103-16XX-OHC	<input type="checkbox"/>
	17" 43 cm	1103-1717-OHC	<input type="checkbox"/>
	18" 45 cm	1103-1718-OHC	<input type="checkbox"/>
18" 45 cm	XX XX	1103-17XX-OHC	<input type="checkbox"/>
	18" 45 cm	1103-1818-OHC	<input type="checkbox"/>
	20" 50 cm	1103-1820-OHC	<input type="checkbox"/>
	22" 55 cm	1103-1822-OHC	<input type="checkbox"/>
19" 48 cm	XX XX	1103-18XX-OHC	<input type="checkbox"/>
	18" 45 cm	1103-1918-OHC	<input type="checkbox"/>
	20" 50 cm	1103-1920-OHC	<input type="checkbox"/>
20" 50 cm	XX XX	1103-19XX-OHC	<input type="checkbox"/>
	18" 45 cm	1103-2018-OHC	<input type="checkbox"/>
	20" 50 cm	1103-2020-OHC	<input type="checkbox"/>
	22" 55 cm	1103-2022-OHC	<input type="checkbox"/>
22" 55 cm	XX XX	1103-20XX-OHC	<input type="checkbox"/>
	18" 45 cm	1103-2218-OHC	<input type="checkbox"/>
	20" 50 cm	1103-2220-OHC	<input type="checkbox"/>
24" 60 cm	22" 55 cm	1103-2222-OHC	<input type="checkbox"/>
	18" 45 cm	1103-2418-OHC	<input type="checkbox"/>
	20" 50 cm	1103-2420-OHC	<input type="checkbox"/>
Up to 20" 50 cm	22" 55 cm	1103-2422-OHC	<input type="checkbox"/>
	XX = _ _ _ _	1103-2929-OHC	<input type="checkbox"/>
Up to 25" 63 cm	XX = _ _ _ _	1103-2939-OHC	<input type="checkbox"/>

## PACKAGE INCLUDES:

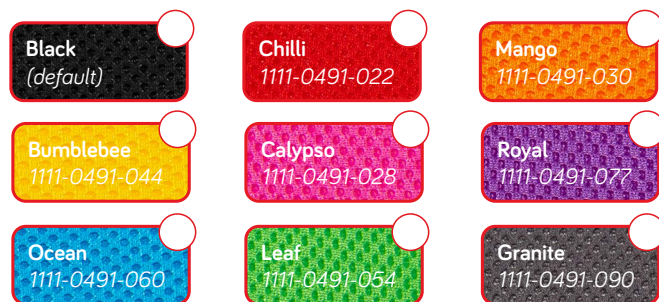
1. Outer Cover
2. Incontinence Cover
3. Cushion Foam Unit



TROUGH HEIGHT = 50MM

## 2. SELECT COLOUR

Your colour selection applies to any extra covers ordered



## 3. SELECT ACCESSORIES

✓	ACCESSORY	IMAGE
<input type="checkbox"/>	Extra Outer Cover (A) 1123-WWDD-6HC (insert width and depth relevant to cushion size)	
<input type="checkbox"/>	Extra Incontinence Cover (B) 1133-WWDD-7HC (insert width and depth relevant to cushion size)	
<input type="checkbox"/>	Rigidiser Base Panel (can be inserted inside cover for a rigid surface) 1110-WWDD-200	
<input type="checkbox"/>	5° Wedge 1209-2724-300	

## 4. CUSTOMISE

Refer to Cushion Customisations Page

# Spex Standard Contour Cushion

## 1. SELECT SIZE

WIDTH	LENGTH		CODE	
8" 20 cm	8"	20 cm	1105-0808-OSC	<input type="checkbox"/>
	10"	25 cm	1105-0810-OSC	<input type="checkbox"/>
10" 25 cm	10"	25 cm	1105-1010-OSC	<input type="checkbox"/>
	12"	30 cm	1105-1012-OSC	<input type="checkbox"/>
	XX	XX	1105-10XX-OSC	<input type="checkbox"/>
11" 28 cm	10"	25 cm	1105-1110-OSC	<input type="checkbox"/>
	12"	30 cm	1105-1112-OSC	<input type="checkbox"/>
	XX	XX	1105-11XX-OSC	<input type="checkbox"/>
12" 30 cm	12"	30 cm	1105-1212-OSC	<input type="checkbox"/>
	14"	35 cm	1105-1214-OSC	<input type="checkbox"/>
	XX	XX	1105-12XX-OSC	<input type="checkbox"/>
13" 33 cm	12"	30 cm	1105-1312-OSC	<input type="checkbox"/>
	14"	35 cm	1105-1314-OSC	<input type="checkbox"/>
	XX	XX	1105-13XX-OSC	<input type="checkbox"/>
14" 35 cm	14"	35 cm	1105-1414-OSC	<input type="checkbox"/>
	16"	40 cm	1105-1416-OSC	<input type="checkbox"/>
	18"	45 cm	1105-1418-OSC	<input type="checkbox"/>
	XX	XX	1105-14XX-OSC	<input type="checkbox"/>
15" 38 cm	14"	35 cm	1105-1514-OSC	<input type="checkbox"/>
	16"	40 cm	1105-1516-OSC	<input type="checkbox"/>
	XX	XX	1105-15XX-OSC	<input type="checkbox"/>
16" 40 cm	16"	40 cm	1105-1616-OSC	<input type="checkbox"/>
	18"	45 cm	1105-1618-OSC	<input type="checkbox"/>
	20"	50 cm	1105-1620-OSC	<input type="checkbox"/>
17" 43 cm	XX	XX	1105-16XX-OSC	<input type="checkbox"/>
	17"	43 cm	1105-1717-OSC	<input type="checkbox"/>
	18"	45 cm	1105-1718-OSC	<input type="checkbox"/>
18" 45 cm	XX	XX	1105-17XX-OSC	<input type="checkbox"/>
	18"	45 cm	1105-1818-OSC	<input type="checkbox"/>
	20"	50 cm	1105-1820-OSC	<input type="checkbox"/>
19" 48 cm	22"	55 cm	1105-1822-OSC	<input type="checkbox"/>
	XX	XX	1105-18XX-OSC	<input type="checkbox"/>
	18"	45 cm	1105-1918-OSC	<input type="checkbox"/>
20" 50 cm	20"	50 cm	1105-1920-OSC	<input type="checkbox"/>
	XX	XX	1105-19XX-OSC	<input type="checkbox"/>
	18"	45 cm	1105-2018-OSC	<input type="checkbox"/>
22" 55 cm	20"	50 cm	1105-2020-OSC	<input type="checkbox"/>
	22"	55 cm	1105-2022-OSC	<input type="checkbox"/>
	XX	XX	1105-20XX-OSC	<input type="checkbox"/>
	18"	45 cm	1105-2218-OSC	<input type="checkbox"/>
24" 60 cm	20"	50 cm	1105-2220-OSC	<input type="checkbox"/>
	22"	55 cm	1105-2222-OSC	<input type="checkbox"/>
	18"	45 cm	1105-2418-OSC	<input type="checkbox"/>
Up to 20" 50 cm	20"	50 cm	1105-2420-OSC	<input type="checkbox"/>
	22"	55 cm	1105-2422-OSC	<input type="checkbox"/>
	XX = _ _ _ _		1105-2929-OSC	<input type="checkbox"/>
Up to 25" 63 cm	XX = _ _ _ _		1105-2939-OSC	<input type="checkbox"/>

## PACKAGE INCLUDES:

1. Outer Cover
2. Incontinence Cover
3. Cushion Foam Unit
4. Strategic Positioning Base



TROUGH HEIGHT = 30MM

## 2. SELECT COLOUR

Your colour selection applies to any extra covers ordered

<b>Black</b> <i>(default)</i>	<b>Chilli</b> 1111-0491-022	<b>Mango</b> 1111-0491-030
<b>Bumblebee</b> 1111-0491-044	<b>Calypso</b> 1111-0491-028	<b>Royal</b> 1111-0491-077
<b>Ocean</b> 1111-0491-060	<b>Leaf</b> 1111-0491-054	<b>Granite</b> 1111-0491-090

## 3. SELECT ACCESSORIES

✓	ACCESSORY	IMAGE
<input type="checkbox"/>	Extra Outer Cover (A) 1125-WWDD-6SC <i>(insert width and depth relevant to cushion size)</i>	
<input type="checkbox"/>	Extra Incontinence Cover (B) 1135-WWDD-7SC <i>(insert width and depth relevant to cushion size)</i>	
<input type="checkbox"/>	Rigidiser Base Panel <i>(can be inserted inside cover for a rigid surface)</i> 1110-WWDD-200	
<input type="checkbox"/>	Extra Positioning Kit 1111-0273-000	
<input type="checkbox"/>	5° Wedge 1209-2724-300	

## 4. CUSTOMISE

Refer to Cushion Customisations Page

# Spex High Contour Cushion

## 1. SELECT SIZE

WIDTH	LENGTH		CODE	
8" 20 cm	8"	20 cm	1105-0808-OHC	<input type="checkbox"/>
	10"	25 cm	1105-0810-OHC	<input type="checkbox"/>
10" 25 cm	10"	25 cm	1105-1010-OHC	<input type="checkbox"/>
	12"	30 cm	1105-1012-OHC	<input type="checkbox"/>
	XX	XX	1105-10XX-OHC	<input type="checkbox"/>
11" 28 cm	10"	25 cm	1105-1110-OHC	<input type="checkbox"/>
	12"	30 cm	1105-1112-OHC	<input type="checkbox"/>
	XX	XX	1105-11XX-OHC	<input type="checkbox"/>
12" 30 cm	12"	30 cm	1105-1212-OHC	<input type="checkbox"/>
	14"	35 cm	1105-1214-OHC	<input type="checkbox"/>
	XX	XX	1105-12XX-OHC	<input type="checkbox"/>
13" 33 cm	12"	30 cm	1105-1312-OHC	<input type="checkbox"/>
	14"	35 cm	1105-1314-OHC	<input type="checkbox"/>
	XX	XX	1105-13XX-OHC	<input type="checkbox"/>
14" 35 cm	14"	35 cm	1105-1414-OHC	<input type="checkbox"/>
	16"	40 cm	1105-1416-OHC	<input type="checkbox"/>
	18"	45 cm	1105-1418-OHC	<input type="checkbox"/>
15" 38 cm	XX	XX	1105-14XX-OHC	<input type="checkbox"/>
	14"	35 cm	1105-1514-OHC	<input type="checkbox"/>
	16"	40 cm	1105-1516-OHC	<input type="checkbox"/>
16" 40 cm	XX	XX	1105-15XX-OHC	<input type="checkbox"/>
	16"	40 cm	1105-1616-OHC	<input type="checkbox"/>
	18"	45 cm	1105-1618-OHC	<input type="checkbox"/>
17" 43 cm	20"	50 cm	1105-1620-OHC	<input type="checkbox"/>
	XX	XX	1105-16XX-OHC	<input type="checkbox"/>
	17"	43 cm	1105-1717-OHC	<input type="checkbox"/>
18" 45 cm	18"	45 cm	1105-1718-OHC	<input type="checkbox"/>
	20"	50 cm	1105-1820-OHC	<input type="checkbox"/>
	22"	55 cm	1105-1822-OHC	<input type="checkbox"/>
19" 48 cm	XX	XX	1105-18XX-OHC	<input type="checkbox"/>
	18"	45 cm	1105-1918-OHC	<input type="checkbox"/>
	20"	50 cm	1105-1920-OHC	<input type="checkbox"/>
20" 50 cm	XX	XX	1105-19XX-OHC	<input type="checkbox"/>
	18"	45 cm	1105-2018-OHC	<input type="checkbox"/>
	20"	50 cm	1105-2020-OHC	<input type="checkbox"/>
22" 55 cm	22"	55 cm	1105-2022-OHC	<input type="checkbox"/>
	XX	XX	1105-20XX-OHC	<input type="checkbox"/>
	18"	45 cm	1105-2218-OHC	<input type="checkbox"/>
24" 60 cm	20"	50 cm	1105-2220-OHC	<input type="checkbox"/>
	22"	55 cm	1105-2222-OHC	<input type="checkbox"/>
	18"	45 cm	1105-2418-OHC	<input type="checkbox"/>
Up to 20" 50 cm	20"	50 cm	1105-2420-OHC	<input type="checkbox"/>
	22"	55 cm	1105-2422-OHC	<input type="checkbox"/>
	XX = _ _ _ _		1105-2929-OHC	<input type="checkbox"/>
Up to 25" 63 cm	XX = _ _ _ _	1105-2939-OHC	<input type="checkbox"/>	

## PACKAGE INCLUDES:


- Outer Cover
- Incontinence Cover
- Cushion Foam Unit
- Strategic Positioning Base



TROUGH HEIGHT = 50MM

## 2. SELECT COLOUR

Your colour selection applies to any extra covers ordered



## 3. SELECT ACCESSORIES

✓ ACCESSORY	IMAGE
<input type="checkbox"/> Extra Outer Cover (A) 1125-WWDD-6HC <i>(insert width and depth relevant to cushion size)</i>	
<input type="checkbox"/> Extra Incontinence Cover (B) 1135-WWDD-7HC <i>(insert width and depth relevant to cushion size)</i>	
<input type="checkbox"/> Rigidiser Base Panel <i>(can be inserted inside cover for a rigid surface)</i> 1110-WWDD-200	
<input type="checkbox"/> Extra Positioning Kit 1111-0273-000	
<input type="checkbox"/> 5° Wedge 1209-2724-300	

## 4. CUSTOMISE

Refer to Cushion Customisations Page

# Spex SuperHigh Contour Cushion

## 1. SELECT SIZE

WIDTH	LENGTH		CODE	
8" 20 cm	8"	20 cm	1105-0808-OSS	<input type="checkbox"/>
	10"	25 cm	1105-0810-OSS	<input type="checkbox"/>
10" 25 cm	10"	25 cm	1105-1010-OSS	<input type="checkbox"/>
	12"	30 cm	1105-1012-OSS	<input type="checkbox"/>
	XX	XX	1105-10XX-OSS	<input type="checkbox"/>
11" 28 cm	10"	25 cm	1105-1110-OSS	<input type="checkbox"/>
	12"	30 cm	1105-1112-OSS	<input type="checkbox"/>
	XX	XX	1105-11XX-OSS	<input type="checkbox"/>
12" 30 cm	12"	30 cm	1105-1212-OSS	<input type="checkbox"/>
	14"	35 cm	1105-1214-OSS	<input type="checkbox"/>
	XX	XX	1105-12XX-OSS	<input type="checkbox"/>
13" 33 cm	12"	30 cm	1105-1312-OSS	<input type="checkbox"/>
	14"	35 cm	1105-1314-OSS	<input type="checkbox"/>
	XX	XX	1105-13XX-OSS	<input type="checkbox"/>
14" 35 cm	14"	35 cm	1105-1414-OSS	<input type="checkbox"/>
	16"	40 cm	1105-1416-OSS	<input type="checkbox"/>
	18"	45 cm	1105-1418-OSS	<input type="checkbox"/>
15" 38 cm	XX	XX	1105-14XX-OSS	<input type="checkbox"/>
	14"	35 cm	1105-1514-OSS	<input type="checkbox"/>
	16"	40 cm	1105-1516-OSS	<input type="checkbox"/>
16" 40 cm	XX	XX	1105-15XX-OSS	<input type="checkbox"/>
	16"	40 cm	1105-1616-OSS	<input type="checkbox"/>
	18"	45 cm	1105-1618-OSS	<input type="checkbox"/>
17" 43 cm	20"	50 cm	1105-1620-OSS	<input type="checkbox"/>
	XX	XX	1105-16XX-OSS	<input type="checkbox"/>
	17"	43 cm	1105-1717-OSS	<input type="checkbox"/>
18" 45 cm	18"	45 cm	1105-1718-OSS	<input type="checkbox"/>
	XX	XX	1105-17XX-OSS	<input type="checkbox"/>
	18"	45 cm	1105-1818-OSS	<input type="checkbox"/>
19" 48 cm	20"	50 cm	1105-1820-OSS	<input type="checkbox"/>
	22"	55 cm	1105-1822-OSS	<input type="checkbox"/>
	XX	XX	1105-18XX-OSS	<input type="checkbox"/>
20" 50 cm	18"	45 cm	1105-1918-OSS	<input type="checkbox"/>
	20"	50 cm	1105-1920-OSS	<input type="checkbox"/>
	XX	XX	1105-19XX-OSS	<input type="checkbox"/>
22" 55 cm	18"	45 cm	1105-2018-OSS	<input type="checkbox"/>
	20"	50 cm	1105-2020-OSS	<input type="checkbox"/>
	22"	55 cm	1105-2022-OSS	<input type="checkbox"/>
24" 60 cm	XX	XX	1105-20XX-OSS	<input type="checkbox"/>
	18"	45 cm	1105-2218-OSS	<input type="checkbox"/>
	20"	50 cm	1105-2220-OSS	<input type="checkbox"/>
Up to 20" 50 cm	22"	55 cm	1105-2222-OSS	<input type="checkbox"/>
	18"	45 cm	1105-2418-OSS	<input type="checkbox"/>
	20"	50 cm	1105-2420-OSS	<input type="checkbox"/>
Up to 25" 63 cm	22"	55 cm	1105-2422-OSS	<input type="checkbox"/>
	XX = _ _ _ _		1105-2929-OSS	<input type="checkbox"/>
	XX = _ _ _ _		1105-2939-OSS	<input type="checkbox"/>

## PACKAGE INCLUDES:


- Outer Cover
- Incontinence Cover
- Cushion Foam Unit
- Strategic Positioning Base



10 - 13" TROUGH HEIGHT = 80MM  
14"+ TROUGH HEIGHT = 100MM

## 2. SELECT COLOUR

Your colour selection applies to any extra covers ordered



## 3. SELECT ACCESSORIES

✓	ACCESSORY	IMAGE
<input type="checkbox"/>	Extra Outer Cover (A) 1125-WWDD-6SS (insert width and depth relevant to cushion size)	
<input type="checkbox"/>	Extra Incontinence Cover (B) 1135-WWDD-7SS (insert width and depth relevant to cushion size)	
<input type="checkbox"/>	Rigidiser Base Panel (can be inserted inside cover for a rigid surface) 1110-WWDD-200	
<input type="checkbox"/>	Extra Positioning Kit 1111-0273-000	
<input type="checkbox"/>	5° Wedge 1209-2724-300	

## 4. CUSTOMISE

Refer to Cushion Customisations Page

# Spex Flex Cushion

## PACKAGE INCLUDES:

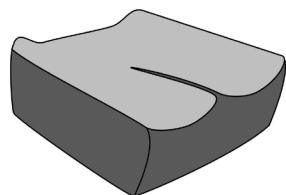
1. Outer Cover with front height adjustment flaps
2. Incontinence Cover with front height adjustment flaps
3. Cushion Foam Unit
4. Flex Strategic Positioning Base
5. Extra Positioning Wedges/Pads
6. Front Abduction Wedges



**STANDARD CONTOUR TROUGH HEIGHT = 30MM**  
**HIGH CONTOUR TROUGH HEIGHT = 50MM**

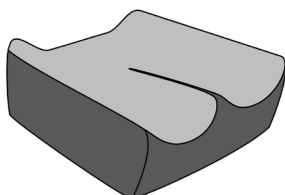
## 1. SELECT CONTOURING

STANDARD CONTOUR



-OSC

HIGH CONTOUR



-OHC

## 2. SELECT SIZE

WIDTH		LENGTH		CODE	
12"	30 cm	14"	35 cm	1106-1214-XXX	<input type="checkbox"/>
13"	33 cm	14"	35 cm	1106-1314-XXX	<input type="checkbox"/>
14" 35 cm		14"	35 cm	1106-1414-XXX	<input type="checkbox"/>
		16"	40 cm	1106-1416-XXX	<input type="checkbox"/>
		18"	45 cm	1106-1418-XXX	<input type="checkbox"/>
15" 38 cm		14"	35 cm	1106-1514-XXX	<input type="checkbox"/>
		16"	40 cm	1106-1516-XXX	<input type="checkbox"/>
		18"	45 cm	1106-1518-XXX	<input type="checkbox"/>
16" 40 cm		16"	40 cm	1106-1616-XXX	<input type="checkbox"/>
		18"	45 cm	1106-1618-XXX	<input type="checkbox"/>
		20"	50 cm	1106-1620-XXX	<input type="checkbox"/>
17" 43 cm		18"	45 cm	1106-1718-XXX	<input type="checkbox"/>
		20"	50 cm	1106-1720-XXX	<input type="checkbox"/>
18" 45 cm		18"	45 cm	1106-1818-XXX	<input type="checkbox"/>
		20"	50 cm	1106-1820-XXX	<input type="checkbox"/>
19" 48 cm		18"	45 cm	1106-1918-XXX	<input type="checkbox"/>
		20"	50 cm	1106-1920-XXX	<input type="checkbox"/>
20"	50 cm	20"	50 cm	1106-2020-XXX	<input type="checkbox"/>
Up to 20" 50 cm		XX =	----	1106-2929-XXX	<input type="checkbox"/>

## 2. SELECT COLOUR

Your colour selection applies to any extra covers ordered

**Black**  
(default)

**Chilli**  
1111-0491-022

**Mango**  
1111-0491-030

**Bumblebee**  
1111-0491-044

**Calypso**  
1111-0491-028

**Royal**  
1111-0491-077

**Ocean**  
1111-0491-060

**Leaf**  
1111-0491-054

**Granite**  
1111-0491-090

## 3. SELECT ACCESSORIES

✓ ACCESSORY

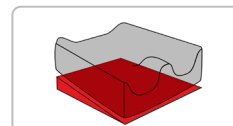
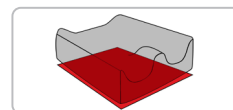

IMAGE

Extra Outer Cover (A)  
1126-WWDD-6SC / 6HC  
(insert width and depth relevant to cushion size)

Extra Incontinence Cover (B)  
1136-WWDD-7SC / 7HC  
(insert width and depth relevant to cushion size)

Rigidiser Base Panel  
(can be inserted inside cover for a rigid surface)  
1110-WWDD-200

5° Wedge  
1209-2724-300



## 4. CUSTOMISE

Refer to Cushion Customisations Page



# XLella Cushion

## PACKAGE INCLUDES:

1. Outer Cover
2. Incontinence Cover
3. Cushion Foam Unit
4. Strategic Positioning Base (Spex Classic Cushions only)



## 1. SELECT XLELLA CUSHION STYLE

Vigour

Standard Contour



1103-WWDD-OSC

Spex Classic

Standard Contour

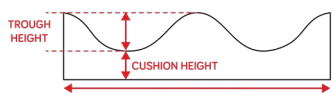


1105-WWDD-OSC

Spex Classic  
High Contour



1105-WWDD-OHC



Standard Contour Trough Height = 30mm  
High Contour Trough Height = 50mm

## 2. SELECT SIZING

Cushion Width (inches) To order replace WW in Code		20	22	24	26	28	30
Cushion Depth (inches) To order replace DD in Code	18						
	19						
	20						
	21						
	22						
	23						
	24						
25							
26							

XLella Cushion Size Available  
 XLella Cushion Size Made To Order

## 3. SELECT COLOUR

Your colour selection applies to any extra covers ordered



## 4. SELECT ACCESSORIES

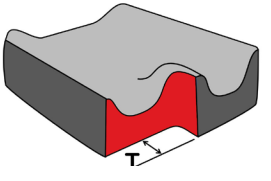
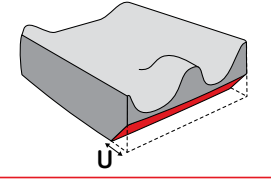
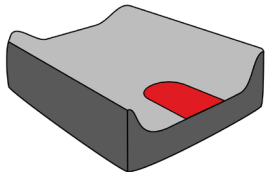

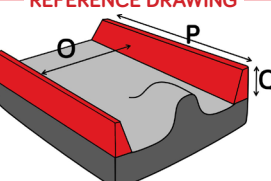
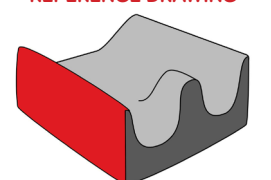
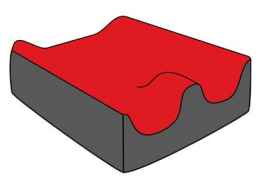
✓	ACCESSORY	IMAGE
<input type="checkbox"/>	Extra Outer Cover (A) Vigour Std: 1123-WWDD-6SC Classic Std: 1125-WWDD-6SC Classic High: 1125-WWDD-6HC (insert width & depth as relevant)	
<input type="checkbox"/>	Extra Incontinence Cover (B) Vigour Std: 1133-WWDD-7SC Classic Std: 1135-WWDD-7SC Classic High: 1135-WWDD-7HC (insert width & depth as relevant)	
<input type="checkbox"/>	Extra Positioning Kit (Spex Classic Cushions only) 1111-0273-000	

## 5. CUSTOMISE

✓	CUSTOMISATION	IMAGE
<input type="checkbox"/>	Remove Medial Thigh Contouring 1111-0335-000 Achieve flat front surface without any contouring. Ideal relief for excess tissue and to facilitate easy transfers.	
<input type="checkbox"/>	Front Surface Cut-Back U = _____ 1111-0281-000 Sloping front for users with excess tissue or to provide relief when transferring and/or foot propelling.	

# Cushion Customisations

This page details common customisations, for full custom options please refer to the Spex Custom Cushion Script Form

<p>○ <b>LEG LENGTH DISCREPANCY</b> 1111-0292-000</p>	<p>MEASUREMENTS</p> <p>SELECT L I R</p> <p>XX T = _____</p>	<p>REFERENCE DRAWING</p> 
<p>○ <b>FRONT EDGE CUT-BACK FOR LEG CONTRACTURES</b> 1111-0317-000</p>	<p>MEASUREMENTS</p> <p>XX U = _____</p>	<p>REFERENCE DRAWING</p> 
<p>○ <b>REMOVE MEDIAL THIGH SUPPORT</b> 1111-0335-000</p>		<p>REFERENCE DRAWING</p> 
<p>○ <b>SPECIFY MEDIAL SUPPORT DIMENSIONS</b> 1111-0294-000</p>	<p>MEASUREMENTS</p> <p>XX</p> <p>K = _____ L = _____ M = _____ N = _____</p>	<p>REFERENCE DRAWING</p> 
<p>○ <b>SPECIFY LATERAL THIGH SUPPORT DIMENSIONS</b> 1111-0295-000</p>	<p>MEASUREMENTS</p> <p>XX</p> <p>O = _____ P = _____ Q = _____</p>	<p>REFERENCE DRAWING</p> 
<p>○ <b>INCREASE REAR HALF HEIGHT TO FULL LATERAL THIGH SUPPORT (SUPERHIGH CONTOUR ONLY)</b> 1111-0304-000</p>		<p>REFERENCE DRAWING</p> 
<p>○ <b>ADDITIONAL PRESSURE RELIEVING OVERLAY</b> 1111-0391-000</p> <hr/> <p>○ <b>SUPRACOR® HONEYCOMB</b> 1111-0431-000</p>		<p>REFERENCE DRAWING</p> 

# Universal Positioning Base

## 1. SELECT BASE

CUSHION SPACER KIT



### PACKAGE INCLUDES:

10mm spacer  
20mm spacer  
8 x obliquity spacer squares

Raises cushion for extra long leg lengths, or as a base for attaching contouring support wedges.

ISCHIAL CONTOUR CUSHION SPACER KIT



### PACKAGE INCLUDES:

10mm spacer base  
25mm front ischial ledge  
8 x obliquity spacer squares

Helps to prevent posterior pelvic sliding.

HIP FLEXION CONTOUR SPACER KIT



### PACKAGE INCLUDES:

Base with 25mm high ischial ledge  
8 x obliquity spacer squares

Helps to prevent posterior pelvic sliding. Allows for 10° Hip Flexion relief.

## 2. SELECT SIZE

	WIDTH	LENGTH	CODE	
CUSHION SPACER KIT	14" 35 cm	14"	1113-01-1414	<input checked="" type="checkbox"/>
		16"	1113-01-1416	<input checked="" type="checkbox"/>
		18"	1113-01-1418	<input checked="" type="checkbox"/>
	16" 40 cm	16"	1113-01-1616	<input checked="" type="checkbox"/>
		18"	1113-01-1618	<input checked="" type="checkbox"/>
		20"	1113-01-1620	<input checked="" type="checkbox"/>
	18" 45 cm	18"	1113-01-1818	<input checked="" type="checkbox"/>
		20"	1113-01-1820	<input checked="" type="checkbox"/>
	20" 50 cm	18"	1113-01-2018	<input checked="" type="checkbox"/>
20"		1113-01-2020	<input checked="" type="checkbox"/>	
ISCHIAL CONTOUR CUSHION SPACER KIT	14" 35 cm	14"	1113-02-1414	<input checked="" type="checkbox"/>
		16"	1113-02-1416	<input checked="" type="checkbox"/>
		18"	1113-02-1418	<input checked="" type="checkbox"/>
	16" 40 cm	16"	1113-02-1616	<input checked="" type="checkbox"/>
		18"	1113-02-1618	<input checked="" type="checkbox"/>
		20"	1113-02-1620	<input checked="" type="checkbox"/>
	18" 45 cm	18"	1113-02-1818	<input checked="" type="checkbox"/>
		20"	1113-02-1820	<input checked="" type="checkbox"/>
	20" 50 cm	18"	1113-02-2018	<input checked="" type="checkbox"/>
20"		1113-02-2020	<input checked="" type="checkbox"/>	
HIP FLEXION CONTOUR SPACER KIT	14" 35 cm	14"	1113-03-1414	<input checked="" type="checkbox"/>
		16"	1113-03-1416	<input checked="" type="checkbox"/>
		18"	1113-03-1418	<input checked="" type="checkbox"/>
	16" 40 cm	16"	1113-03-1616	<input checked="" type="checkbox"/>
		18"	1113-03-1618	<input checked="" type="checkbox"/>
		20"	1113-03-1620	<input checked="" type="checkbox"/>
	18" 45 cm	18"	1113-03-1818	<input checked="" type="checkbox"/>
		20"	1113-03-1820	<input checked="" type="checkbox"/>
	20" 50 cm	18"	1113-03-2018	<input checked="" type="checkbox"/>
20"		1113-03-2020	<input checked="" type="checkbox"/>	

## 3. SELECT CONTOUR KIT

LENGTH	CODE	
14" 35 cm	1113-05-0014	<input checked="" type="checkbox"/>
16" 40 cm	1113-05-0016	<input checked="" type="checkbox"/>
18" 45 cm	1113-05-0018	<input checked="" type="checkbox"/>
20" 50 cm	1113-05-0020	<input checked="" type="checkbox"/>
XX = _ _ _ _	1113-05-0029	<input checked="" type="checkbox"/>



## 4. SELECT COVER COMBINATION

WIDTH	LENGTH	CODE	
14" 35 cm	14"	1113-07-1414	<input checked="" type="checkbox"/>
	16"	1113-07-1416	<input checked="" type="checkbox"/>
	18"	1113-07-1418	<input checked="" type="checkbox"/>
16" 40 cm	16"	1113-07-1616	<input checked="" type="checkbox"/>
	18"	1113-07-1618	<input checked="" type="checkbox"/>
	20"	1113-07-1620	<input checked="" type="checkbox"/>
18" 45 cm	18"	1113-07-1818	<input checked="" type="checkbox"/>
	20"	1113-07-1820	<input checked="" type="checkbox"/>
20" 50 cm	18"	1113-07-2018	<input checked="" type="checkbox"/>
	20"	1113-07-2020	<input checked="" type="checkbox"/>
XX = _ _ _ _	XX = _ _ _ _	1113-07-2929	<input checked="" type="checkbox"/>



# Zygo Back Support

## PACKAGE INCLUDES:

- Aluminium Shell
- Foam Wedges
- Foam System
- Cover Extension
- Outer Cover
- (NB hardware must be selected)

## 1. SELECT ZYGO CONTOUR OPTION



Active Lo  
1251-WWHH-OAL



Active Mid  
1251-WWHH-OAM

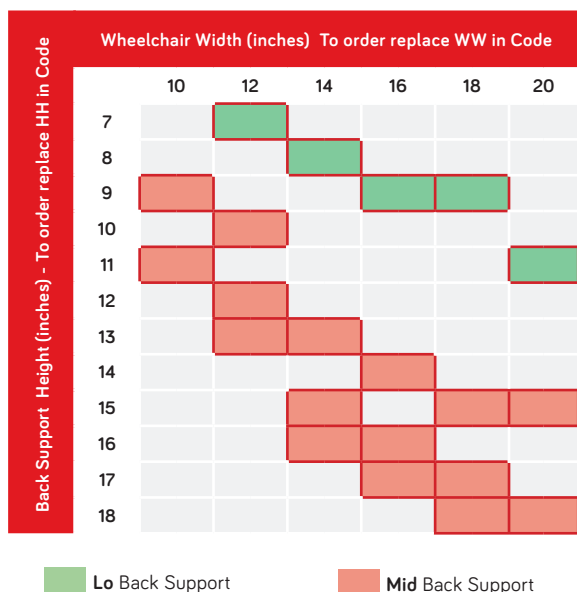


Deep Lo  
1251-WWHH-ODL

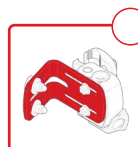
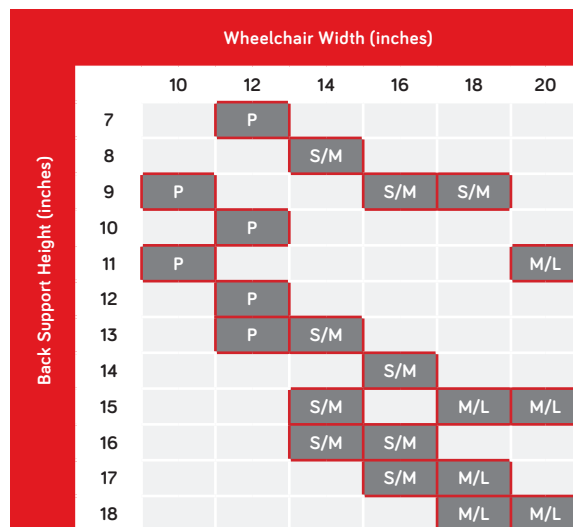


Deep Mid  
1251-WWHH-ODM


## 2. SELECT SIZING



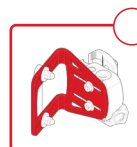
## 3. SELECT HARDWARE - DROP MOUNT



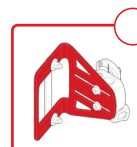
PAEDIATRIC  
1259-1400-00P



SMALL  
1259-1400-00S



MEDIUM  
1259-1400-00M



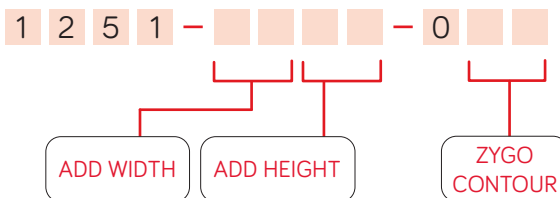
LARGE  
1259-1400-00L

## 4. ADD ACCESSORIES

✓	ITEM	IMAGE
<input type="checkbox"/>	TSS Lite contouring & positioning kit 1250-3955-000	
<input type="checkbox"/>	Shoulder Strap Guides 1400-6692-000	

## 5. BUILD CODE

REFER TO THE ZYGO BACK SUPPORT CODES ABOVE



# Vigour Back Support

## PACKAGE INCLUDES:

Aluminium Shell  
Foam System  
Outer Cover  
Posterior Pelvic Support & Positioning Wedges  
(NB hardware must be selected)



## 1. SELECT SIZE

WIDTH	LENGTH		CODE	
10" 25 cm	12"	30 cm	1252-1012-00H	<input type="checkbox"/>
	14"	35 cm	1252-1014-00H	<input type="checkbox"/>
	16"	40 cm	1252-1016-00H	<input type="checkbox"/>
11" 28 cm	12"	30 cm	1252-1112-00H	<input type="checkbox"/>
	14"	35 cm	1252-1114-00H	<input type="checkbox"/>
	16"	40 cm	1252-1116-00H	<input type="checkbox"/>
12" 30 cm	14"	35 cm	1252-1214-00H	<input type="checkbox"/>
	16"	40 cm	1252-1216-00H	<input type="checkbox"/>
	18"	45 cm	1252-1218-00H	<input type="checkbox"/>
13" 33 cm	14"	35 cm	1252-1314-00H	<input type="checkbox"/>
	16"	40 cm	1252-1316-00H	<input type="checkbox"/>
	18"	45 cm	1252-1318-00H	<input type="checkbox"/>
14" 35 cm	16"	40 cm	1252-1416-00H	<input type="checkbox"/>
	18"	45 cm	1252-1418-00H	<input type="checkbox"/>
	20"	50 cm	1252-1420-00H	<input type="checkbox"/>
15" 38 cm	16"	40 cm	1252-1516-00H	<input type="checkbox"/>
	18"	45 cm	1252-1518-00H	<input type="checkbox"/>
	20"	50 cm	1252-1520-00H	<input type="checkbox"/>
16" 40 cm	18"	45 cm	1252-1618-00H	<input type="checkbox"/>
	20"	50 cm	1252-1620-00H	<input type="checkbox"/>
	23"	58 cm	1252-1623-00H	<input type="checkbox"/>
17" 43 cm	18"	45 cm	1252-1718-00H	<input type="checkbox"/>
	20"	50 cm	1252-1720-00H	<input type="checkbox"/>
	23"	58 cm	1252-1723-00H	<input type="checkbox"/>
18" 45 cm	18"	45 cm	1252-1818-00H	<input type="checkbox"/>
	20"	50 cm	1252-1820-00H	<input type="checkbox"/>
	23"	58 cm	1252-1823-00H	<input type="checkbox"/>
19" 48 cm	18"	45 cm	1252-1918-00H	<input type="checkbox"/>
	20"	50 cm	1252-1920-00H	<input type="checkbox"/>
	23"	58 cm	1252-1923-00H	<input type="checkbox"/>
20" 50 cm	18"	45 cm	1252-2018-00H	<input type="checkbox"/>
	20"	50 cm	1252-2020-00H	<input type="checkbox"/>
	23"	58 cm	1252-2023-00H	<input type="checkbox"/>

## 2. SELECT COLOUR

Your colour selection applies to any extra covers ordered

<b>Black</b> (default)	<b>Chilli</b> 1209-2491-022	<b>Mango</b> 1209-2491-030
<b>Bumblebee</b> 1209-2491-044	<b>Calypso</b> 1209-2491-028	<b>Royal</b> 1209-2491-077
<b>Ocean</b> 1209-2491-060	<b>Leaf</b> 1209-2491-054	<b>Granite</b> 1209-2491-090

## 3. SELECT HARDWARE

✓	ITEM	IMAGE
<input type="checkbox"/>	Single Mount 1259-2100-100	
<input type="checkbox"/>	Dual Mount 1259-2200-100	
<input type="checkbox"/>	Quad Mount 1259-2400-100	
<input type="checkbox"/>	Quad Mount - Heavy Duty 1259-2405-100 - up to 23" wide	
<input type="checkbox"/>	259-2406-100 - 23" wide +	
<input type="checkbox"/>	Direct Mount 1259-2460-100	
<input type="checkbox"/>	Drop Mount Paediatric: 1259-1400-00P	
<input type="checkbox"/>	Small: 1259-1400-00S	
<input type="checkbox"/>	Medium: 1259-1400-00M	
<input type="checkbox"/>	Large: 1259-1400-00L	
<input type="checkbox"/>	Quad Extension Brackets 1259-2450-100	

## 4. ADD ACCESSORIES

✓	ITEM	IMAGE
<input type="checkbox"/>	Additional backrest lumbar pad and lateral stability wedges 1209-2713-300	
<input type="checkbox"/>	Asymmetric narrow contour wedge (200mm x 100mm x 40mm) 1209-2722-300	
<input type="checkbox"/>	Asymmetric bi-angular contour wedge (200mm x 100mm x 40mm) 1209-2723-300	
<input type="checkbox"/>	Asymmetric contour kit 1209-2720-300	
<input type="checkbox"/>	Extra Outer Cover (A)	
<input type="checkbox"/>	Extra Incontinence Cover (B)	
<input type="checkbox"/>	T-shape modification 1209-2931-000	
<input type="checkbox"/>	Surface / I Shape modification 1208-2936-000	

# Growth-Adjust Back Support

## GROWTH-ADJUST

## SPEX CLASSIC GROWTH-ADJUST

## SPEX CLASSIC T SHAPE GROWTH-ADJUST



### PACKAGE INCLUDES:

- Growth-Adjust Aluminium Shell
- Foam System
- Outer Cover
- Growth Kit of foam parts
- Posterior Pelvic Support & Positioning Wedges
- (NB hardware must be selected)



## 1. SELECT SIZE

### GROWTH-ADJUST

WIDTH	LENGTH	CODE	
12" 30 cm	11"-15"	28-38 cm	1252-1211-OGA <input type="checkbox"/>
	14"-18"	35-45 cm	1252-1214-OGA <input type="checkbox"/>
14" 35 cm	12"-17"	30-43 cm	1252-1412-OGA <input type="checkbox"/>
	16"-21"	40-53 cm	1252-1416-OGA <input type="checkbox"/>
16" 38 cm	14"-20"	35-50 cm	1252-1614-OGA <input type="checkbox"/>
	18"-24"	45-60 cm	1252-1618-OGA <input type="checkbox"/>

### SPEX CLASSIC GROWTH-ADJUST

WIDTH	LENGTH	CODE	
12" 30 cm	11"-15"	28-38 cm	1255-1211-OGA <input type="checkbox"/>
	14"-18"	35-45 cm	1255-1214-OGA <input type="checkbox"/>
14" 35 cm	12"-17"	30-43 cm	1255-1412-OGA <input type="checkbox"/>
	16"-21"	40-53 cm	1255-1416-OGA <input type="checkbox"/>
16" 38 cm	14"-20"	35-50 cm	1255-1614-OGA <input type="checkbox"/>
	18"-24"	45-60 cm	1255-1618-OGA <input type="checkbox"/>

### SPEX CLASSIC T SHAPE GROWTH-ADJUST

WIDTH	LENGTH	CODE	
12" 30 cm	11"-15"	28-38 cm	1255-1211-TGA <input type="checkbox"/>
	14"-18"	35-45 cm	1255-1214-TGA <input type="checkbox"/>
14" 35 cm	12"-17"	30-43 cm	1255-1412-TGA <input type="checkbox"/>
	16"-21"	40-53 cm	1255-1416-TGA <input type="checkbox"/>
16" 38 cm	14"-20"	35-50 cm	1255-1614-TGA <input type="checkbox"/>
	18"-24"	45-60 cm	1255-1618-TGA <input type="checkbox"/>

## 2. SELECT COLOUR

Your colour selection applies to any extra covers ordered

<input type="checkbox"/> <b>Black</b> (default)	<input type="checkbox"/> <b>Chilli</b> 1209-2491-022	<input type="checkbox"/> <b>Mango</b> 1209-2491-030
<input type="checkbox"/> <b>Bumblebee</b> 1209-2491-044	<input type="checkbox"/> <b>Calypso</b> 1209-2491-028	<input type="checkbox"/> <b>Royal</b> 1209-2491-077
<input type="checkbox"/> <b>Ocean</b> 1209-2491-060	<input type="checkbox"/> <b>Leaf</b> 1209-2491-054	<input type="checkbox"/> <b>Granite</b> 1209-2491-090

## 3. SELECT HARDWARE

✓ ITEM	IMAGE
<input type="checkbox"/> Single Mount 1259-2100-100	
<input type="checkbox"/> Dual Mount 1259-2200-100	
<input type="checkbox"/> Quad Mount 1259-2400-100	
<input type="checkbox"/> Drop Mount Paediatric: 1259-1400-00P	
<input type="checkbox"/> Small: 1259-1400-00S	
<input type="checkbox"/> Medium: 1259-1400-00M	
<input type="checkbox"/> Large: 1259-1400-00L	

## 4. ADD ACCESSORIES

✓ 12" Width	✓ 14" Width	✓ 16" Width	IMAGE
Spare growth kit – Growth Adjust			
<input type="checkbox"/> 1252-1200-CGA	<input type="checkbox"/> 1252-1400-CGA	<input type="checkbox"/> 1252-1600-CGA	
Spare growth kit – Growth Adjust Spex Classic			
<input type="checkbox"/> 1255-1200-CGA	<input type="checkbox"/> 255-1400-CGA	<input type="checkbox"/> 1255-1200-CGA	
Centrepoint Harness			
<input type="checkbox"/> 1409-5660-017	<input type="checkbox"/> 1409-5661-017	<input type="checkbox"/> Sml: 1409-6661-017 Med: 1409-6662-017	
Harness Guides			
-	-	<input type="checkbox"/> 1400-6692-000	
Lite Head Support Hardware			
<input type="checkbox"/> 1274-0232-100	<input type="checkbox"/> 1274-0232-100	-	
Quick-Release Head Support Hardware			
<input type="checkbox"/> 1274-3232-100	<input type="checkbox"/> 1274-3232-100	-	
Stylo 130 Mechanism			
-	-	<input type="checkbox"/> 1274-1232-000	
Stylo 160 Fixed Standard Mechanism			
-	-	<input type="checkbox"/> 1274-1252-000	
Stylo 260 Fixed Standard Mechanism			
-	-	<input type="checkbox"/> 1274-1282-000	
Stylo 160 Flipback Standard Mechanism			
-	-	<input type="checkbox"/> 1274-2252-000	
Stylo 260 Extended Flipback Standard Mechanism			
-	-	<input type="checkbox"/> 1274-2282-000	
<input type="checkbox"/> Extra Outer Cover (A)			
<input type="checkbox"/> Extra Incontinence Cover (B)			

# Manta Back Support

## PACKAGE INCLUDES:

Aluminium Shell  
Foam System  
Outer Cover  
Posterior Pelvic Support & Positioning Wedges  
(NB hardware must be selected)



## 1. SELECT SIZE

WIDTH	LENGTH	CODE	TICK
12" 30 cm	14" 35 cm	1254-1214-000	<input type="checkbox"/>
	16" 40 cm	1254-1216-000	<input type="checkbox"/>
13" 33 cm	14" 35 cm	1254-1314-000	<input type="checkbox"/>
	16" 40 cm	1254-1316-000	<input type="checkbox"/>
14" 35 cm	16" 40 cm	1254-1416-000	<input type="checkbox"/>
	18" 45 cm	1254-1418-000	<input type="checkbox"/>
15" 38 cm	16" 40 cm	1254-1516-000	<input type="checkbox"/>
	18" 45 cm	1254-1518-000	<input type="checkbox"/>
16" 40 cm	18" 45 cm	1254-1618-000	<input type="checkbox"/>
	20" 50 cm	1254-1620-000	<input type="checkbox"/>
17" 43 cm	18" 45 cm	1254-1718-000	<input type="checkbox"/>
	20" 50 cm	1254-1720-000	<input type="checkbox"/>
18" 45 cm	18" 45 cm	1254-1818-000	<input type="checkbox"/>
	20" 50 cm	1254-1820-000	<input type="checkbox"/>
19" 48 cm	18" 45 cm	1254-1918-000	<input type="checkbox"/>
	20" 50 cm	1254-1920-000	<input type="checkbox"/>
20" 50 cm	18" 45 cm	1254-2018-000	<input type="checkbox"/>
	20" 50 cm	1254-2020-000	<input type="checkbox"/>

## 2. SELECT COLOUR

Your colour selection applies to any extra covers ordered

<b>Black</b> <i>(default)</i>	<b>Chilli</b> 1209-2491-022	<b>Mango</b> 1209-2491-030
<b>Bumblebee</b> 1209-2491-044	<b>Calypso</b> 1209-2491-028	<b>Royal</b> 1209-2491-077
<b>Ocean</b> 1209-2491-060	<b>Leaf</b> 1209-2491-054	<b>Granite</b> 1209-2491-090

## 3. SELECT HARDWARE

✓ ITEM	IMAGE
<input type="checkbox"/> Single Mount 1259-2100-100	
<input type="checkbox"/> Dual Mount 1259-2200-100	
<input type="checkbox"/> Quad Mount 1259-2400-100	
<input type="checkbox"/> Quad Mount - Heavy Duty 1259-2405-100 - up to 23" wide	
<input type="checkbox"/> 259-2406-100 - 23" wide +	
<input type="checkbox"/> Direct Mount 1259-2460-100	
<input type="checkbox"/> Drop Mount Paediatric: 1259-1400-00P	
<input type="checkbox"/> Small: 1259-1400-00S	
<input type="checkbox"/> Medium: 1259-1400-00M	
<input type="checkbox"/> Large: 1259-1400-00L	
<input type="checkbox"/> Quad Extension Brackets 1259-2450-100	


## 4. ADD ACCESSORIES

✓ ITEM	IMAGE
<input type="checkbox"/> Additional backrest lumber pad and lateral stability wedges 1209-2713-300	
<input type="checkbox"/> Asymmetric narrow contour wedge (200mm x 100mm x 40mm) 1209-2722-300	
<input type="checkbox"/> Asymmetric bi-angular contour wedge (200mm x 100mm x 40mm) 1209-2723-300	
<input type="checkbox"/> Asymmetric contour kit 1209-2720-300	
<input type="checkbox"/> Extra Outer Cover (A)	
<input type="checkbox"/> Extra Incontinence Cover (B)	

# Adapta Back Support

## 1. SELECT BACK SUPPORT

Adapta<sup>2</sup>



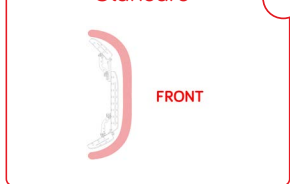
1257-WWHH-200

Adapta<sup>3</sup>



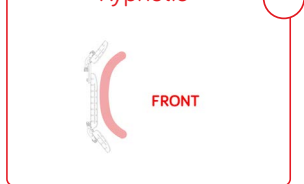
## 2. SELECT FOAM LENGTH - ADAPTA<sup>3</sup> ONLY

Standard



1257-WWHH-300

Kyphotic



1257-WWHH-30K

## 3. SELECT SIZING

Back Support Height (inches) - To order replace HH in Code	Wheelchair Width (inches) To order replace WW in Code					
	12	14	16	18	20	22
12						
13						
14						
15						
16						
17		+2"				
18						
19		+2"	+2"			
20						
21			+2"	+2"	+2"	
22						
23				+2"	+2"	

Adapta<sup>2</sup> Back Support      Adapta<sup>3</sup> Back Support

ADAPTA<sup>3</sup> HAS 2" OF HEIGHT GROWTH

## 4. SELECT COLOUR

Your colour selection applies to any extra covers ordered

<b>Black</b> (default)	<b>Chilli</b> -022	<b>Mango</b> -030
<b>Bumblebee</b> -044	<b>Calypso</b> -028	<b>Royal</b> -077
<b>Ocean</b> -060	<b>Leaf</b> -054	<b>Granite</b> -090

## 5. SELECT HARDWARE - FOR ADAPTA

✓	ITEM	IMAGE
<input type="radio"/>	Forward Dual Mount for Adapta (Default for Adapta <sup>2</sup> ) 1259-2210-100	
<input type="radio"/>	Dual Mount (For Adapta Back Supports) (Default for Adapta <sup>3</sup> ) 1259-2205-100	
<input type="radio"/>	Forward Extended Dual Mount (For Adapta Back Supports) 1259-2215-100	
<input type="radio"/>	Single Mount Hardware 1259-2100-100	

## 6. SELECT UPGRADES & ACCESSORIES

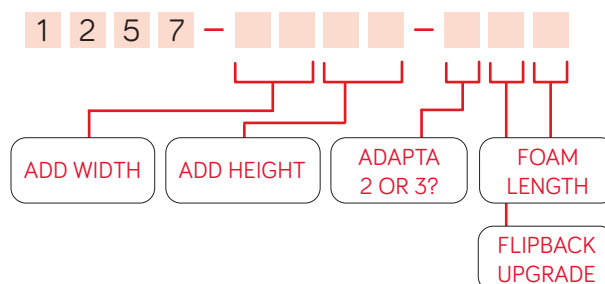
✓	ITEM	IMAGE
<input type="radio"/>	Depth Reduced Axial Swing-Away Lateral Support 1266-2331-100	
<input type="radio"/>	15mm Thick Low Resilient Foam to Front Section of Backrest 1209-2348-300	
<input type="radio"/>	Adapta Shoulder Harness Guide Hardware 1400-6693-000	
<input type="radio"/>	TSS Lite Contouring Kit 1250-3955-000	

## SELECT UPGRADES - FOR ADAPTA<sup>3</sup> ONLY

✓	ITEM	IMAGE
<input type="radio"/>	Flipback Upgrade for Top Section Adapta <sup>3</sup> Only 1257-WWHH-XFX	
<input type="radio"/>	Reduced Length Stem - Stylo 160 (mandatory for head support use) 1274-1255-000	
<input type="radio"/>	Reduced Length Stem - Stylo 260 (mandatory for head support use) 1274-1285-000	

## 7. BUILD CODE

REFER TO THE ADAPTA BACK SUPPORT CODES ABOVE





# Comfi Back Support

## PACKAGE INCLUDES:

Aluminium Shell  
Foam System  
Outer Cover  
Posterior Pelvic Support & Positioning Wedges  
(NB hardware must be selected)



## 1. SELECT SIZE

WIDTH	LENGTH		CODE	
10" 25 cm	12"	30 cm	1253-1012-00H	<input type="checkbox"/>
	14"	35 cm	1253-1014-00H	<input type="checkbox"/>
	16"	40 cm	1253-1016-00H	<input type="checkbox"/>
11" 28 cm	12"	30 cm	1253-1112-00H	<input type="checkbox"/>
	14"	35 cm	1253-1114-00H	<input type="checkbox"/>
	16"	40 cm	1253-1116-00H	<input type="checkbox"/>
12" 30 cm	14"	35 cm	1253-1214-00H	<input type="checkbox"/>
	16"	40 cm	1253-1216-00H	<input type="checkbox"/>
	18"	45 cm	1253-1218-00H	<input type="checkbox"/>
13" 33 cm	14"	35 cm	1253-1314-00H	<input type="checkbox"/>
	16"	40 cm	1253-1316-00H	<input type="checkbox"/>
	18"	45 cm	1253-1318-00H	<input type="checkbox"/>
14" 35 cm	16"	40 cm	1253-1416-00H	<input type="checkbox"/>
	18"	45 cm	1253-1418-00H	<input type="checkbox"/>
	20"	50 cm	1253-1420-00H	<input type="checkbox"/>
15" 38 cm	16"	40 cm	1253-1516-00H	<input type="checkbox"/>
	18"	45 cm	1253-1518-00H	<input type="checkbox"/>
	20"	50 cm	1253-1520-00H	<input type="checkbox"/>
16" 40 cm	18"	45 cm	1253-1618-00H	<input type="checkbox"/>
	20"	50 cm	1253-1620-00H	<input type="checkbox"/>
	23"	58 cm	1253-1623-00H	<input type="checkbox"/>
17" 43 cm	18"	45 cm	1253-1718-00H	<input type="checkbox"/>
	20"	50 cm	1253-1720-00H	<input type="checkbox"/>
	23"	58 cm	1253-1723-00H	<input type="checkbox"/>
18" 45 cm	18"	45 cm	1253-1818-00H	<input type="checkbox"/>
	20"	50 cm	1253-1820-00H	<input type="checkbox"/>
	23"	58 cm	1253-1823-00H	<input type="checkbox"/>
19" 48 cm	18"	45 cm	1253-1918-00H	<input type="checkbox"/>
	20"	50 cm	1253-1920-00H	<input type="checkbox"/>
	23"	58 cm	1253-1923-00H	<input type="checkbox"/>
20" 50 cm	18"	45 cm	1253-2018-00H	<input type="checkbox"/>
	20"	50 cm	1253-2020-00H	<input type="checkbox"/>
	23"	58 cm	1253-2023-00H	<input type="checkbox"/>

## 2. SELECT COLOUR

Your colour selection applies to any extra covers ordered



## 3. SELECT HARDWARE

✓	ITEM	IMAGE
<input type="checkbox"/>	Single Mount 1259-2100-100	
<input type="checkbox"/>	Dual Mount 1259-2200-100	
<input type="checkbox"/>	Quad Mount 1259-2400-100	
<input type="checkbox"/>	Quad Mount - Heavy Duty 1259-2405-100 - up to 23" wide	
<input type="checkbox"/>	259-2406-100 - 23" wide +	
<input type="checkbox"/>	Direct Mount 1259-2460-100	
<input type="checkbox"/>	Drop Mount Paediatric: 1259-1400-00P	
<input type="checkbox"/>	Small: 1259-1400-00S	
<input type="checkbox"/>	Medium: 1259-1400-00M	
<input type="checkbox"/>	Large: 1259-1400-00L	
<input type="checkbox"/>	Quad Extension Brackets 1259-2450-100	

## 4. ADD ACCESSORIES

✓	ITEM	IMAGE
<input type="checkbox"/>	Additional backrest lumber pad and lateral stability wedges 1209-2713-300	
<input type="checkbox"/>	Asymmetric narrow contour wedge (200mm x 100mm x 40mm) 1209-2722-300	
<input type="checkbox"/>	Asymmetric bi-angular contour wedge (200mm x 100mm x 40mm) 1209-2723-300	
<input type="checkbox"/>	Asymmetric contour kit 1209-2720-300	
<input type="checkbox"/>	Extra Outer Cover (A)	
<input type="checkbox"/>	Extra Incontinence Cover (B)	

# Spex Back Support

## PACKAGE INCLUDES:

Aluminium Shell  
Foam System  
Outer Cover  
Spare Pack of foam cubes  
Posterior Pelvic Support & Positioning Wedges  
(NB hardware must be selected)



## 1. SELECT SIZE

WIDTH	LENGTH	CODE	
10" 25 cm	12" 30 cm	1255-1012-OSS	<input type="checkbox"/>
	14" 35 cm	1255-1014-OSS	<input type="checkbox"/>
	16" 40 cm	1255-1016-OSS	<input type="checkbox"/>
11" 28 cm	12" 30 cm	1255-1112-OSS	<input type="checkbox"/>
	14" 35 cm	1255-1114-OSS	<input type="checkbox"/>
	16" 40 cm	1255-1116-OSS	<input type="checkbox"/>
12" 30 cm	14" 35 cm	1255-1214-OSS	<input type="checkbox"/>
	16" 40 cm	1255-1216-OSS	<input type="checkbox"/>
	18" 45 cm	1255-1218-OSS	<input type="checkbox"/>
13" 33 cm	14" 35 cm	1255-1314-OSS	<input type="checkbox"/>
	16" 40 cm	1255-1316-OSS	<input type="checkbox"/>
	18" 45 cm	1255-1318-OSS	<input type="checkbox"/>
14" 35 cm	16" 40 cm	1255-1416-OSS	<input type="checkbox"/>
	18" 45 cm	1255-1418-OSS	<input type="checkbox"/>
	20" 50 cm	1255-1420-OSS	<input type="checkbox"/>
15" 38 cm	16" 40 cm	1255-1516-OSS	<input type="checkbox"/>
	18" 45 cm	1255-1518-OSS	<input type="checkbox"/>
	20" 50 cm	1255-1520-OSS	<input type="checkbox"/>
16" 40 cm	18" 45 cm	1255-1618-OSS	<input type="checkbox"/>
	20" 50 cm	1255-1620-OSS	<input type="checkbox"/>
	23" 58 cm	1255-1623-OSS	<input type="checkbox"/>
17" 43 cm	18" 45 cm	1255-1718-OSS	<input type="checkbox"/>
	20" 50 cm	1255-1720-OSS	<input type="checkbox"/>
	23" 58 cm	1255-1723-OSS	<input type="checkbox"/>
18" 45 cm	18" 45 cm	1255-1818-OSS	<input type="checkbox"/>
	20" 50 cm	1255-1820-OSS	<input type="checkbox"/>
	23" 58 cm	1255-1823-OSS	<input type="checkbox"/>
19" 48 cm	18" 45 cm	1255-1918-OSS	<input type="checkbox"/>
	20" 50 cm	1255-1920-OSS	<input type="checkbox"/>
	23" 58 cm	1255-1923-OSS	<input type="checkbox"/>
20" 50 cm	18" 45 cm	1255-2018-OSS	<input type="checkbox"/>
	20" 50 cm	1255-2020-OSS	<input type="checkbox"/>
	23" 58 cm	1255-2023-OSS	<input type="checkbox"/>

## 2. SELECT COLOUR

Your colour selection applies to any extra covers ordered

<b>Black</b> (default)	<b>Chilli</b> 1209-2491-022	<b>Mango</b> 1209-2491-030
<b>Bumblebee</b> 1209-2491-044	<b>Calypso</b> 1209-2491-028	<b>Royal</b> 1209-2491-077
<b>Ocean</b> 1209-2491-060	<b>Leaf</b> 1209-2491-054	<b>Granite</b> 1209-2491-090

## 3. SELECT HARDWARE

✓	ITEM	IMAGE
<input type="checkbox"/>	Single Mount 1259-2100-100	
<input type="checkbox"/>	Dual Mount 1259-2200-100	
<input type="checkbox"/>	Quad Mount 1259-2400-100	
<input type="checkbox"/>	Quad Mount - Heavy Duty 1259-2405-100 - up to 23" wide	
<input type="checkbox"/>	259-2406-100 - 23" wide +	
<input type="checkbox"/>	Direct Mount 1259-2460-100	
<input type="checkbox"/>	Drop Mount Paediatric: 1259-1400-00P	
<input type="checkbox"/>	Small: 1259-1400-00S	
<input type="checkbox"/>	Medium: 1259-1400-00M	
<input type="checkbox"/>	Large: 1259-1400-00L	
<input type="checkbox"/>	Quad Extension Brackets 1259-2450-100	

## 4. ADD ACCESSORIES

✓	ITEM	IMAGE
<input type="checkbox"/>	Additional backrest lumber pad and lateral stability wedges 1209-2713-300	
<input type="checkbox"/>	Asymmetric narrow contour wedge (200mm x 100mm x 40mm) 1209-2722-300	
<input type="checkbox"/>	Asymmetric bi-angular contour wedge (200mm x 100mm x 40mm) 1209-2723-300	
<input type="checkbox"/>	Asymmetric contour kit 1209-2720-300	
<input type="checkbox"/>	Extra Outer Cover (A)	
<input type="checkbox"/>	Extra Incontinence Cover (B)	
<input type="checkbox"/>	Extra Positioning Kit (pack 10 cubes) 1209-2712-300	

# Spex T-Shape Back Support

## PACKAGE INCLUDES:

T-Shape Aluminium Shell  
 Foam System  
 Outer Cover  
 Spare Pack of foam cubes  
 Posterior Pelvic Support &  
 Positioning Wedges  
 (NB hardware must be selected)



## 1. SELECT SIZE

WIDTH	LENGTH	CODE	
10" 25 cm	12" 30 cm	1255-1012-OTS	<input type="checkbox"/> TICK
	14" 35 cm	1255-1014-OTS	<input type="checkbox"/> TICK
	16" 40 cm	1255-1016-OTS	<input type="checkbox"/> TICK
11" 28 cm	12" 30 cm	1255-1112-OTS	<input type="checkbox"/> TICK
	14" 35 cm	1255-1114-OTS	<input type="checkbox"/> TICK
	16" 40 cm	1255-1116-OTS	<input type="checkbox"/> TICK
12" 30 cm	14" 35 cm	1255-1214-OTS	<input type="checkbox"/> TICK
	16" 40 cm	1255-1216-OTS	<input type="checkbox"/> TICK
	18" 45 cm	1255-1218-OTS	<input type="checkbox"/> TICK
13" 33 cm	14" 35 cm	1255-1314-OTS	<input type="checkbox"/> TICK
	16" 40 cm	1255-1316-OTS	<input type="checkbox"/> TICK
	18" 45 cm	1255-1318-OTS	<input type="checkbox"/> TICK
14" 35 cm	16" 40 cm	1255-1416-OTS	<input type="checkbox"/> TICK
	18" 45 cm	1255-1418-OTS	<input type="checkbox"/> TICK
	20" 50 cm	1255-1420-OTS	<input type="checkbox"/> TICK
15" 38 cm	16" 40 cm	1255-1516-OTS	<input type="checkbox"/> TICK
	18" 45 cm	1255-1518-OTS	<input type="checkbox"/> TICK
	20" 50 cm	1255-1520-OTS	<input type="checkbox"/> TICK
16" 40 cm	18" 45 cm	1255-1618-OTS	<input type="checkbox"/> TICK
	20" 50 cm	1255-1620-OTS	<input type="checkbox"/> TICK
	23" 58 cm	1255-1623-OTS	<input type="checkbox"/> TICK
17" 43 cm	18" 45 cm	1255-1718-OTS	<input type="checkbox"/> TICK
	20" 50 cm	1255-1720-OTS	<input type="checkbox"/> TICK
	23" 58 cm	1255-1723-OTS	<input type="checkbox"/> TICK
18" 45 cm	18" 45 cm	1255-1818-OTS	<input type="checkbox"/> TICK
	20" 50 cm	1255-1820-OTS	<input type="checkbox"/> TICK
	23" 58 cm	1255-1823-OTS	<input type="checkbox"/> TICK
19" 48 cm	18" 45 cm	1255-1918-OTS	<input type="checkbox"/> TICK
	20" 50 cm	1255-1920-OTS	<input type="checkbox"/> TICK
	23" 58 cm	1255-1923-OTS	<input type="checkbox"/> TICK
20" 50 cm	18" 45 cm	1255-2018-OTS	<input type="checkbox"/> TICK
	20" 50 cm	1255-2020-OTS	<input type="checkbox"/> TICK
	23" 58 cm	1255-2023-OTS	<input type="checkbox"/> TICK

## 2. SELECT COLOUR

Your colour selection applies to any extra covers ordered

<b>Black</b> (default)	<b>Chilli</b> 1209-2491-022	<b>Mango</b> 1209-2491-030
<b>Bumblebee</b> 1209-2491-044	<b>Calypso</b> 1209-2491-028	<b>Royal</b> 1209-2491-077
<b>Ocean</b> 1209-2491-060	<b>Leaf</b> 1209-2491-054	<b>Granite</b> 1209-2491-090

## 3. SELECT HARDWARE

✓	ITEM	IMAGE
<input type="checkbox"/>	Single Mount 1259-2100-100	
<input type="checkbox"/>	Dual Mount 1259-2200-100	
<input type="checkbox"/>	Quad Mount 1259-2400-100	
<input type="checkbox"/>	Quad Mount - Heavy Duty 1259-2405-100 - up to 23" wide	
<input type="checkbox"/>	259-2406-100 - 23" wide +	
<input type="checkbox"/>	Direct Mount 1259-2460-100	
<input type="checkbox"/>	Drop Mount Paediatric: 1259-1400-00P	
<input type="checkbox"/>	Small: 1259-1400-00S	
<input type="checkbox"/>	Medium: 1259-1400-00M	
<input type="checkbox"/>	Large: 1259-1400-00L	
<input type="checkbox"/>	Quad Extension Brackets 1259-2450-100	

## 4. ADD ACCESSORIES

✓	ITEM	IMAGE
<input type="checkbox"/>	Additional backrest lumbar pad and lateral stability wedges 1209-2713-300	
<input type="checkbox"/>	Asymmetric narrow contour wedge (200mm x 100mm x 40mm) 1209-2722-300	
<input type="checkbox"/>	Asymmetric bi-angular contour wedge (200mm x 100mm x 40mm) 1209-2723-300	
<input type="checkbox"/>	Asymmetric contour kit 1209-2720-300	
<input type="checkbox"/>	Extra Outer Cover (A)	
<input type="checkbox"/>	Extra Incontinence Cover (B)	
<input type="checkbox"/>	Extra Positioning Kit (pack 10 cubes) 1209-2715-300	

# Spex SuperShape Back Support

## PACKAGE INCLUDES:

Aluminium Shell  
Foam System  
Outer Cover  
Spare Pack of foam cubes inc firm EVA  
Posterior Pelvic Support  
& Positioning Wedges  
(NB hardware must be selected)



## 1. SELECT SIZE

WIDTH	LENGTH		CODE	
10" 25 cm	12"	30 cm	1256-1012-OSS	<input checked="" type="checkbox"/>
	14"	35 cm	1256-1014-OSS	<input checked="" type="checkbox"/>
	16"	40 cm	1256-1016-OSS	<input checked="" type="checkbox"/>
11" 28 cm	12"	30 cm	1256-1112-OSS	<input checked="" type="checkbox"/>
	14"	35 cm	1256-1114-OSS	<input checked="" type="checkbox"/>
	16"	40 cm	1256-1116-OSS	<input checked="" type="checkbox"/>
12" 30 cm	12"	30 cm	1256-1212-OSS	<input checked="" type="checkbox"/>
	14"	35 cm	1256-1214-OSS	<input checked="" type="checkbox"/>
	16"	40 cm	1256-1216-OSS	<input checked="" type="checkbox"/>
13" 33 cm	12"	30 cm	1256-1312-OSS	<input checked="" type="checkbox"/>
	14"	35 cm	1256-1314-OSS	<input checked="" type="checkbox"/>
	16"	40 cm	1256-1316-OSS	<input checked="" type="checkbox"/>
14" 35 cm	14"	35 cm	1256-1414-OSS	<input checked="" type="checkbox"/>
	16"	40 cm	1256-1416-OSS	<input checked="" type="checkbox"/>
	18"	45 cm	1256-1418-OSS	<input checked="" type="checkbox"/>
15" 38 cm	14"	35 cm	1256-1514-OSS	<input checked="" type="checkbox"/>
	16"	40 cm	1256-1516-OSS	<input checked="" type="checkbox"/>
	18"	45 cm	1256-1518-OSS	<input checked="" type="checkbox"/>
16" 40 cm	16"	40 cm	1256-1616-OSS	<input checked="" type="checkbox"/>
	18"	45 cm	1256-1618-OSS	<input checked="" type="checkbox"/>
	20"	50 cm	1256-1620-OSS	<input checked="" type="checkbox"/>
17" 43 cm	16"	40 cm	1256-1716-OSS	<input checked="" type="checkbox"/>
	18"	45 cm	1256-1718-OSS	<input checked="" type="checkbox"/>
	20"	50 cm	1256-1720-OSS	<input checked="" type="checkbox"/>
18" 45 cm	16"	40 cm	1256-1816-OSS	<input checked="" type="checkbox"/>
	18"	45 cm	1256-1818-OSS	<input checked="" type="checkbox"/>
	20"	50 cm	1256-1820-OSS	<input checked="" type="checkbox"/>
19" 48 cm	16"	40 cm	1256-1916-OSS	<input checked="" type="checkbox"/>
	18"	45 cm	1256-1918-OSS	<input checked="" type="checkbox"/>
	20"	50 cm	1256-1920-OSS	<input checked="" type="checkbox"/>
20" 50 cm	16"	40 cm	1256-2016-OSS	<input checked="" type="checkbox"/>
	18"	45 cm	1256-2018-OSS	<input checked="" type="checkbox"/>
	20"	50 cm	1256-2020-OSS	<input checked="" type="checkbox"/>
	23"	58 cm	1256-2023-OSS	<input checked="" type="checkbox"/>

## 2. SELECT COLOUR

Your colour selection applies to any extra covers ordered

<b>Black</b> (default)	<b>Chilli</b> 1209-2491-022	<b>Mango</b> 1209-2491-030
<b>Bumblebee</b> 1209-2491-044	<b>Calypso</b> 1209-2491-028	<b>Royal</b> 1209-2491-077
<b>Ocean</b> 1209-2491-060	<b>Leaf</b> 1209-2491-054	<b>Granite</b> 1209-2491-090

## 3. SELECT HARDWARE

✓	ITEM	IMAGE
<input type="checkbox"/>	Single Mount 1259-2100-100	
<input type="checkbox"/>	Dual Mount 1259-2200-100	
<input type="checkbox"/>	Quad Mount 1259-2400-100	
<input type="checkbox"/>	Quad Mount - Heavy Duty 1259-2405-100 - up to 23" wide	
<input type="checkbox"/>	259-2406-100 - 23" wide +	
<input type="checkbox"/>	Direct Mount 1259-2460-100	
<input type="checkbox"/>	Drop Mount Paediatric: 1259-1400-00P	
<input type="checkbox"/>	Small: 1259-1400-00S	
<input type="checkbox"/>	Medium: 1259-1400-00M	
<input type="checkbox"/>	Large: 1259-1400-00L	
<input type="checkbox"/>	Quad Extension Brackets 1259-2450-100	

## 4. ADD ACCESSORIES

✓	ITEM	IMAGE
<input type="checkbox"/>	Additional backrest lumber pad and lateral stability wedges 1209-2713-300	
<input type="checkbox"/>	Asymmetric narrow contour wedge (200mm x 100mm x 40mm) 1209-2722-300	
<input type="checkbox"/>	Asymmetric bi-angular contour wedge (200mm x 100mm x 40mm) 1209-2723-300	
<input type="checkbox"/>	Asymmetric contour kit 1209-2720-300	
<input type="checkbox"/>	Extra Outer Cover (A)	
<input type="checkbox"/>	Extra Incontinence Cover (B)	
<input type="checkbox"/>	Extra Positioning Kit (pack 10 cubes) 1209-2715-300	
<input type="checkbox"/>	T-shape modification 1209-2933-000	

# XLella Back Support

## 1. SELECT XLELLA STYLE

XLella, Vigour Padding



1258-WWHH-00H

XLella, Classic Padding



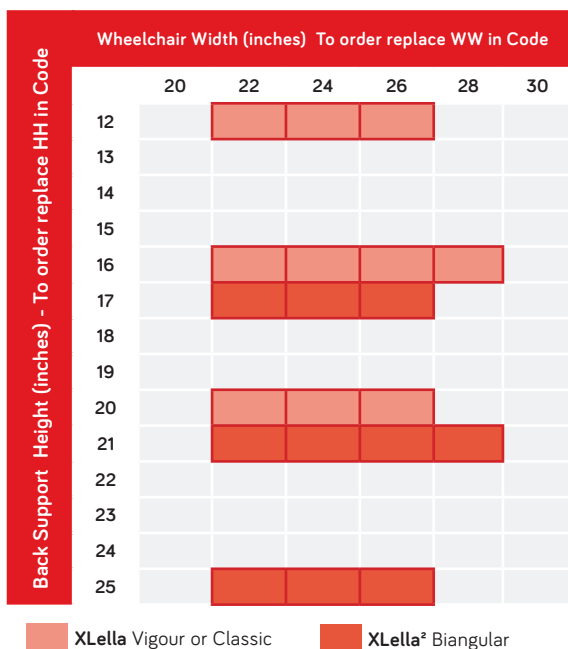
1258-WWHH-OSS

XLella<sup>2</sup>, Biangular



1258-WWHH-200

## 2. SELECT SIZING



## 3. SELECT COLOUR

Your colour selection applies to any extra covers ordered

<b>Black</b> <i>(default)</i>	<b>Chilli</b> -022	<b>Mango</b> -030
<b>Bumblebee</b> -044	<b>Calypso</b> -028	<b>Royal</b> -077
<b>Ocean</b> -060	<b>Leaf</b> -054	<b>Granite</b> -090

## 4. SELECT HARDWARE - FOR XLELLA

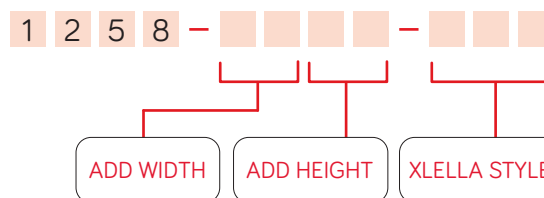
✓ ITEM	IMAGE
<input type="radio"/> Fixed Bariatric Hardware (default) 1259-2500-100	
<input type="radio"/> Quick-Release Bariatric Hardware 1259-2505-100	

## 5. SELECT UPGRADES & ACCESSORIES

✓ ITEM	IMAGE
<input type="radio"/> Cover Extension 22" 1258-2200-500 24" 1258-2400-500 26" 1258-2600-500 28" 1258-2800-500	
<input type="radio"/> Reinforcement Plate for Lateral Supports (forceful side leaning or users over 100kg) 1266-2450-100	
<input type="radio"/> Back support lumbar pad and lateral stability wedges 1209-2713-300	
<input type="radio"/> Asymmetric narrow contour wedge (200mm x 100mm x 40mm) 1209-2722-300	
<input type="radio"/> Asymmetric bi-angular contour wedge (200mm x 100mm x 40mm) 1209-2723-300	
<input type="radio"/> Asymmetric contour kit 1209-2720-300	
<input type="radio"/> Extra Outer Cover (A)	
<input type="radio"/> Incontinence Cover (B)	
<input type="radio"/> Heavy-Duty kit for Stylo Head Support 1274-0000-HDK	

## 6. BUILD CODE

REFER TO THE XLELLA BACK SUPPORT CODES ABOVE



# Back Support Custom Sizes

## 1. SELECT BACK SUPPORT *(cover & back support can be selected simultaneously)*

BACK SUPPORT	UP TO 20" (TICK)	UP TO 25" (TICK)	IMPORTANT
CUSTOM VIGOUR	COVER BACK SUPPORT	SIZES ABOVE 21", REFER XLELLA COVER BACK SUPPORT	<b>IMPORTANT</b> When ordering custom size back supports, lead time can be extended by up to 12 working days.
VIGOUR (H) ADJUSTABLE	COVER BACK SUPPORT	COVER BACK SUPPORT	
CUSTOM MANTA	COVER BACK SUPPORT	COVER BACK SUPPORT	
ADAPTA	COVER BACK SUPPORT	COVER BACK SUPPORT	
CUSTOM COMFI	COVER BACK SUPPORT	SIZES ABOVE 21", REFER XLELLA COVER BACK SUPPORT	
CUSTOM SPEX CLASSIC	COVER BACK SUPPORT	COVER BACK SUPPORT	
CUSTOM SPEX T-SHAPE	COVER BACK SUPPORT	COVER BACK SUPPORT	
SPEX (H) ADJUSTABLE	COVER BACK SUPPORT	COVER BACK SUPPORT	
SPEX SUPERSHAPE	COVER BACK SUPPORT	COVER BACK SUPPORT	
XLELLA VIGOUR	COVER BACK SUPPORT	COVER BACK SUPPORT	
XLELLA CLASSIC	COVER BACK SUPPORT	COVER BACK SUPPORT	
XLELLA <sup>2</sup>	COVER BACK SUPPORT	COVER BACK SUPPORT	

## 2. ENTER MEASUREMENTS

**1**

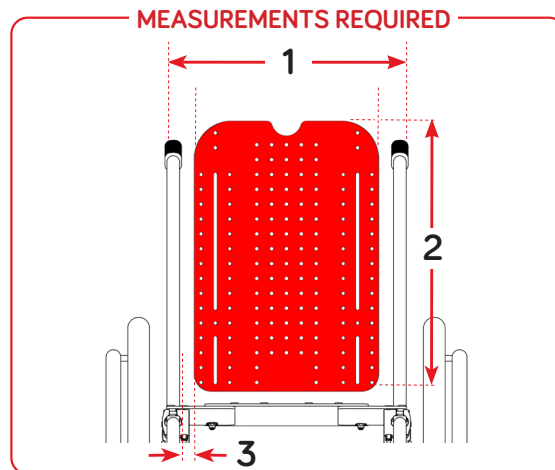
WHEELCHAIR WIDTH XX  
1 = \_\_\_\_\_

**2**

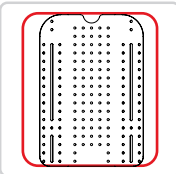
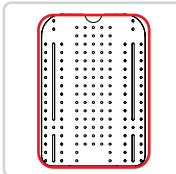
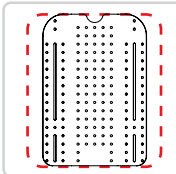
SHELL HEIGHT XX  
2 = \_\_\_\_\_

**3**

For standard mounting using Single/Dual/Quad mounts the distance between edge of shell and inside of cane needs to be a minimum of 20 mm and maximum of 45 mm (each side).



## 3. SPECIFY PADDING

<p><b>Default Padding</b> (wheelchair width -1", for XLElla backs, wheelchair width +1")</p> 	<p><b>Slim Fit Padding</b> (same width as shell)</p> 	<p><b>Custom Fit Padding</b></p> 
Default	1249-2339-300	1249-2349-300
LENGTH L = _____		WIDTH W = _____

# Back Support Accessories

## TESSELLATED SHAPE SYSTEM KIT

✓	WIDTH	HEIGHT	ITEM CODE
	10" 25 cm	12" 30 cm	1250-1012-000
		14" 35 cm	1250-1014-000
		16" 40 cm	1250-1016-000
	12" 30 cm	14" 35 cm	1250-1214-000
		16" 40 cm	1250-1216-000
		18" 45 cm	1250-1218-000
	14" 35 cm	16" 40 cm	1250-1416-000
		18" 45 cm	1250-1418-000
		20" 50 cm	1250-1420-000
	16" 40 cm	18" 45 cm	1250-1618-000
		20" 50 cm	1250-1620-000
		23" 58 cm	1250-1623-000
	18" 45 cm	18" 45 cm	1250-1818-000
		20" 50 cm	1250-1820-000
		23" 58 cm	1250-1823-000
	20" 50 cm	18" 45 cm	1250-2018-000
		20" 50 cm	1250-2020-000
		23" 58 cm	1250-2023-000
	Up to 20" (50 cm)	XX XX	1250-2929-000
	Up to 25" (63 cm)	XX XX	1250-2939-000
	TSS to suit back ordered on Script (inc. shape mods)		1250-3949-000

## STANDARD TESSELLATED SHAPE SYSTEM KIT



### Elements Building Kit Only

TSS Elements building kit only (no backboard). Use when mounting shape elements directly to back shell.



#### ITEM CODE

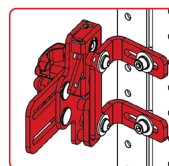
1250-3959-000

## EXTRA POSITIONING WEDGES

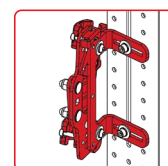
✓	ACCESSORY	CODE	IMAGE
<input type="radio"/>	Additional backrest lumber pad and lateral stability wedges	1209-2713-300	
<input type="radio"/>	Asymmetric narrow contour wedge 200mm high x 100mm wide x 40mm deep	1209-2722-300	
<input type="radio"/>	Asymmetric bi-angular contour wedge 200mm high x 100mm wide x 40mm deep	1209-2723-300	
<input type="radio"/>	Asymmetric contour kit	1209-2720-300	

## EXTRA HARDWARE

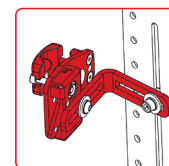
✓	DESCRIPTION	CODE
<input type="radio"/>	Single Mount Hardware set for second wheelchair	1259-2120-100
<input type="radio"/>	Dual Mount Hardware set for second wheelchair	1259-2220-100
<input type="radio"/>	Quad Mount Hardware set for second wheelchair	1259-2420-100



Single Mount




Dual Mount



Quad Mount

## SUPRACOR® HONEYCOMB

✓	DESCRIPTION	CODE
<input type="radio"/>	Envelope Cover only for Supracor® insert	1208-2951-300
<input type="radio"/>	Envelope Cover with Supracor® insert	1208-2952-300




Supracor® Honeycomb covers add 13 mm to cushion height and provide heat & sweat reduction.

Supracor® Honeycomb covers must be ordered with back support or spare cover.


## ALTERNATIVE MOUNTING OPTIONS

#### ✓ ITEM CODE

Spex Power Recline Adapter Mount  
1259-2810-200


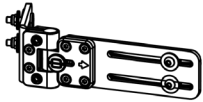
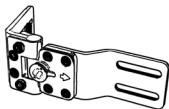

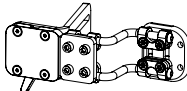


Spex Standing Powerchair Adapter Mount  
1259-2610-200



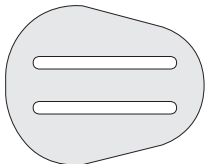


# Lateral Trunk Support

## 1. SELECT HARDWARE (Laterals are scripted as each, not in pairs)

FIXED HARDWARE	SWING AWAY HARDWARE	OFFSET SWING AWAY	AXIAL HARDWARE	QUICK-RELEASE
				
FIXED BRACKET 1266-2101-100 <input type="radio"/>	STRAIGHT 1266-2201-100 <input type="radio"/>	OFFSET 1266-2203-100 <input type="radio"/>	AXIAL 1266-2301-100 <input type="radio"/>	BACK MOUNT FIXED ANGLE 1266-2601-100-L/R <input type="radio"/>
PAEDIATRIC FIXED BRACKET 1266-2111-100 <input type="radio"/>	EXTENDED STRAIGHT 1266-2202-100 <input type="radio"/>	EXTENDED OFFSET 1266-2204-100 <input type="radio"/>	DEPTH-REDUCED AXIAL 1266-2331-100 <input type="radio"/>	CANE MOUNT FIXED ANGLE 1266-2601-200-L/R <input type="radio"/>
			PAEDIATRIC AXIAL 1266-2623-100-L/R <input type="radio"/>	BACK MOUNT, SWING- AWAY, ANGLE ADJUSTMENT 1266-2621-100-L/R <input type="radio"/>
			PAEDIATRIC AXIAL FORWARD MOUNT 1266-2623-200-L/R <input type="radio"/>	CANE MOUNT, SWING- AWAY, ANGLE ADJUSTMENT 1266-2621-200-L/R <input type="radio"/>
			PAEDIATRIC AXIAL CANE MOUNT 1266-2623-300-L/R <input type="radio"/>	

## 2. SELECT PAD & SIZE

NARROW STRAIGHT	SIZES AVAILABLE	SELECT
	0 (85mm x 115mm) -XX10- <input type="radio"/>	<input type="radio"/> L   <input type="radio"/> R
	1 (95mm x 145mm) -XX11- <input type="radio"/>	<input type="radio"/> L   <input type="radio"/> R
	2 (95mm x 180mm) -XX12- <input type="radio"/>	<input type="radio"/> L   <input type="radio"/> R
	3 (115mm x 210mm) -XX13- <input type="radio"/>	<input type="radio"/> L   <input type="radio"/> R
	4 (115mm x 240mm) -XX14- <input type="radio"/>	<input type="radio"/> L   <input type="radio"/> R
NARROW CURVED	SIZES AVAILABLE	SELECT
	1 (95mm x 145mm) -XX21- <input type="radio"/>	<input type="radio"/> L   <input type="radio"/> R
	2 (95mm x 180mm) -XX22- <input type="radio"/>	<input type="radio"/> L   <input type="radio"/> R
	3 (115mm x 210mm) -XX23- <input type="radio"/>	<input type="radio"/> L   <input type="radio"/> R
	4 (115mm x 240mm) -XX24- <input type="radio"/>	<input type="radio"/> L   <input type="radio"/> R
BROAD	SIZES AVAILABLE	SELECT
	1 (105mm x 130mm) -XX31- <input type="radio"/>	<input type="radio"/> L   <input type="radio"/> R
	2 (125mm x 140mm) -XX32- <input type="radio"/>	<input type="radio"/> L   <input type="radio"/> R
	3 (140mm x 150mm) -XX33- <input type="radio"/>	<input type="radio"/> L   <input type="radio"/> R
	4 (160mm x 155mm) -XX34- <input type="radio"/>	<input type="radio"/> L   <input type="radio"/> R
	5 (195mm x 165mm) -XX35- <input type="radio"/>	<input type="radio"/> L   <input type="radio"/> R
	6 (230mm x 175mm) -XX36- <input type="radio"/>	<input type="radio"/> L   <input type="radio"/> R

## 3. SELECT COVER








STANDARD (-400)



COMFI (-800)

INCOMPATIBLE WITH QUICK RELEASE

## 4. CUSTOMISE

SELECT	ITEM	IMAGE
<input type="radio"/> L <input type="radio"/> R	1266-2411-100 Left Cane Mount (attachment directly to wheelchair canes)	
<input type="radio"/> L <input type="radio"/> R	1266-2412-100 Right Cane Mount (attachment directly to wheelchair canes)	
<input type="radio"/> L <input type="radio"/> R	1266-2450-100 Reinforcement plate (forceful side leaning or clients over 100kg)	
<input type="radio"/> L <input type="radio"/> R	1266-2420-100 Deep Contour Bracket (extends depth by 30mm)	
<input type="radio"/> L <input type="radio"/> R	1266-2430-100 Deep Contour Extended Bracket Kit (extends depth up to 115mm)	

## 5. BUILD CODE FOR LATERAL PAD

REFER TO THE LATERAL TRUNK SUPPORT CODES ABOVE

1 2 6 6 - 3 0   -

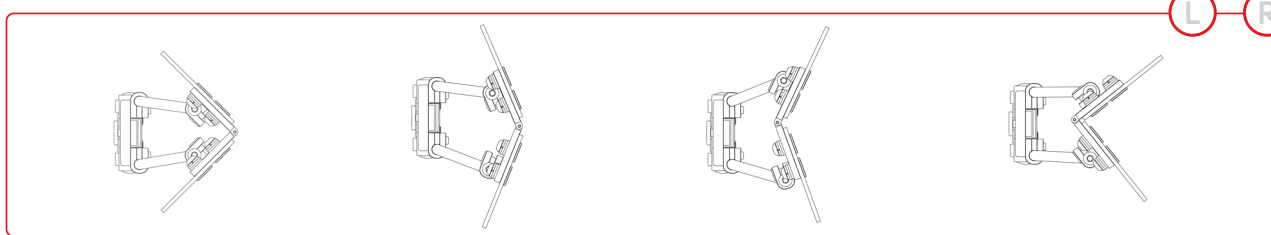
ADD PAD CODES

ADD COVER CODES



# Axial Biangular Lateral Trunk Support

## 1. SELECT HARDWARE *(Laterals are scripted as each, not in pairs)*



1266-2501-100

## 2. SELECT BIANGULAR PAD SIZE

AXIAL PAD

SIZES AVAILABLE

4 (165mm x 175mm) -XX44-

6 (215mm x 195mm) -XX46-

8 (265mm x 195mm) -XX48-

SELECT

L  
  
 L  
  
 L

R  
  
 R  
  
 R

## 3. SELECT PADDING



12MM PRESSURE-REDUCTION  
OVERALL PAD THICKNESS 30MM  
-X00



24MM PRESSURE-REDUCTION  
OVERALL PAD THICKNESS 45MM  
-X10

## 4. SELECT COVER



STANDARD  
-4XX



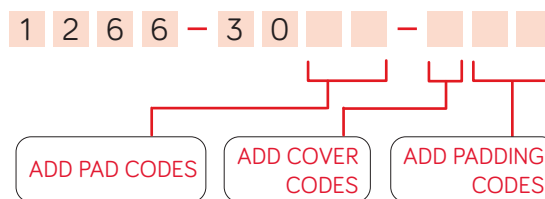
COMFI  
-8XX

## 5. CUSTOMISE

SELECT	ITEM	IMAGE
<input type="radio"/>	1266-2411-100 Left Cane Mount <small>(attachment directly to wheelchair canes)</small>	
<input type="radio"/>	1266-2412-100 Right Cane Mount <small>(attachment directly to wheelchair canes)</small>	
<input type="radio"/> L <input type="radio"/> R	1266-2450-100 Reinforcement plate <small>(forceful side leaning or clients over 100kg)</small>	
<input type="radio"/> L <input type="radio"/> R	1266-2420-100 Deep Contour Bracket <small>(extends depth by 30mm)</small>	
<input type="radio"/> L <input type="radio"/> R	1266-2430-100 Deep Contour Extended Bracket Kit <small>(extends depth up to 115mm)</small>	

## 6. BUILD CODE FOR LATERAL PAD

REFER TO THE LATERAL TRUNK SUPPORT CODES ABOVE



# Arm Supports

## 1. SELECT ARM SUPPORT HARDWARE

FIXED



FIXED (-01XX-)

FIXED PAEDIATRIC (-02XX-)

ANGLE ADJUST



ANGLE ADJUST (-03XX-)

## 2. SELECT ARM SUPPORT MOUNTING

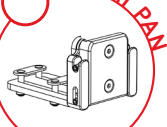
MOUNTING

SEAT RAIL



-2XX

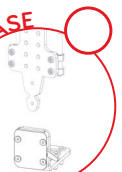
SEAT PAIL



-1XX

ARM SUPPORT MECHANISM

QUICK RELEASE



-X1X

SWING-DOWN



-X2X

## 3. SELECT COMFI ARM SUPPORT PADS

COMFI



SIZES AVAILABLE

1 NARROW

1156-5811-410

40mm x 250mm

2 NARROW

1156-5812-410

50mm x 300mm

3 NARROW

1156-5813-410

60mm x 350mm

1 WIDE

1156-5821-410

70mm x 250mm

2 WIDE

1156-5822-410

80mm x 300mm

3 WIDE

1156-5823-410

90mm x 350mm

CUSTOM

1156-5829-410

XX  
A = ----

XX  
B = ----

## 4. CUSTOMISE *(tick any customisations that apply)*

SELECT

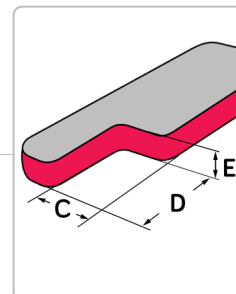
ITEM

IMAGE

L  R

1300-5839-400  
Controller Cutout


XX  
C = ---- D = ----




1266-2412-100  
Custom Thickness

XX  
E = ----

1300-5847-400  
½" Gel-Foam overlay  
(custom fabric on arm support pad)

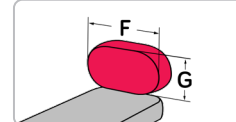


1300-5849-219  
Spextex waterproof cover  
(knitted fabric surface)



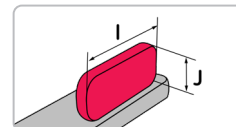
1300-5844-400  
Rear elbow pad & bracket

XX  
F = ---- G = ----



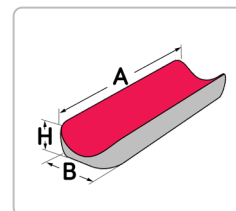
1300-5845-400  
Side elbow pad

XX  
I = ---- J = ----



1300-5835-400  
Arm troughing

XX  
A = ---- B = ----  
XX  
H = ----



## 5. BUILD CODE

REFER TO THE ARM SUPPORT CODES ABOVE

1 1 5 6 - [ ] [ ] 0 0 - [ ] [ ] 0

ADD HARDWARE  
CODES

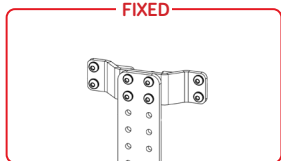
ADD MOUNTING  
CODES

ADD MECHANISM  
CODES

# Thigh Supports

## 1. SELECT THIGH SUPPORT HARDWARE

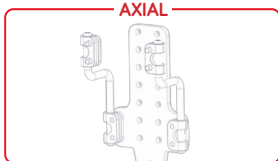
FIXED



FIXED (-0002-)



AXIAL



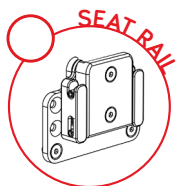
AXIAL (-0001-)



## 2. SELECT THIGH SUPPORT MOUNTING

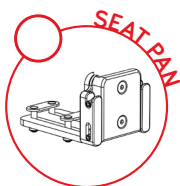
MOUNTING

SEAT RAIL



-2XX

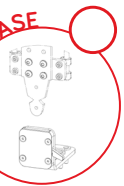
SEAT PAN



-1XX

THIGH SUPPORT MECHANISM

QUICK RELEASE



-X1X

SWING-DOWN



-X2X

## 3. SELECT COMFI THIGH SUPPORT PADS

COMFI



SIZES AVAILABLE

10" (25 cm)	1156-1010-400	90 x 265 X 35mm	<input type="radio"/>
12" (30 cm)	1156-1012-400	95 x 310 x 35mm	<input type="radio"/>
14" (35 cm)	1156-1014-400	130 x 360 x 35mm	<input type="radio"/>
16" (40 cm)	1156-1016-400	135 x 410 x 35mm	<input type="radio"/>
18" (45 cm)	1156-1018-400	145 x 460 x 35mm	<input type="radio"/>
20" (50 cm)	1156-1020-400	160 x 510 x 35mm	<input type="radio"/>

CUSTOM

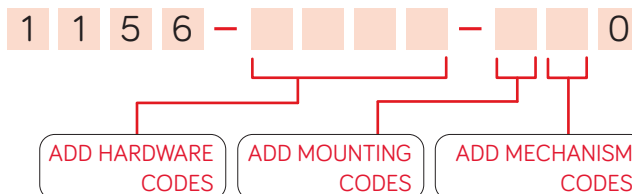
1156-1029-400    A =     B =     E =

## 4. CUSTOMISE (tick any customisations that apply)

SELECT	ITEM	IMAGE
<input type="radio"/> L <input type="radio"/> R	1153-1139-400 Custom Cut-out C = <input type="text" value="XX"/> D = <input type="text" value="XX"/>	
<input type="radio"/>	1153-1145-400 Custom Thickness E = <input type="text" value="XX"/>	
<input type="radio"/>	1153-1147-400 ½" Gel-Foam overlay (custom fabric on arm support pad)	
<input type="radio"/>	1153-1149-209 Spextex waterproof cover (wipe-down surface)	
<input type="radio"/>	1153-1149-219 Spextex waterproof cover (knitted fabric surface)	

## 5. BUILD CODE

REFER TO THE THIGH SUPPORT CODES ABOVE



# Combo Arm/Thigh Hardware

## CONFIGURATION EXAMPLES

ANGLE ADJUST ARM + AXIAL THIGH WITH SEAT RAIL MOUNT

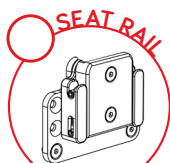


ANGLE ADJUST ARM + AXIAL THIGH WITH SEAT PAN MOUNT

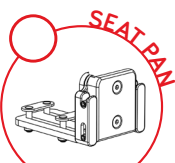


## 1. SELECT MOUNTING

SEAT PAN MOUNT



-2XX




-1XX

## 2. SELECT MECHANISM

MECHANISM



-X1X



-X2X

## 3. SELECT CONFIGURATION

SIZES AVAILABLE

ANGLE-ADJUST ARM + AXIAL THIGH	XXXX-0301-XXX	<input type="radio"/>
ANGLE-ADJUST ARM + FIXED THIGH	XXXX-0302-XXX	<input type="radio"/>
FIXED ARM + AXIAL THIGH	XXXX-0101-XXX	<input type="radio"/>
PAEDIATRIC FIXED ARM + AXIAL THIGH	XXXX-0201-XXX	<input type="radio"/>
FIXED ARM + FIXED THIGH	XXXX-0102-XXX	<input type="radio"/>
PAEDIATRIC FIXED ARM + FIXED THIGH	XXXX-0202-XXX	<input type="radio"/>

## 4. SELECT COMFI ARM SUPPORT PADS

COMFI



SIZES AVAILABLE

1 NARROW	1156-5811-410	40mm x 250mm	<input type="radio"/>
2 NARROW	1156-5812-410	50mm x 300mm	<input type="radio"/>
3 NARROW	1156-5813-410	60mm x 350mm	<input type="radio"/>
1 WIDE	1156-5821-410	70mm x 250mm	<input type="radio"/>
2 WIDE	1156-5822-410	80mm x 300mm	<input type="radio"/>
3 WIDE	1156-5823-410	90mm x 350mm	<input type="radio"/>

CUSTOM

1156-5829-410

A = <sup>XX</sup> \_\_\_\_\_

B = <sup>XX</sup> \_\_\_\_\_

## 5. SELECT COMFI THIGH SUPPORT PADS

COMFI



SIZES AVAILABLE

10" (25 cm)	1156-1010-400	90 x 265 X 35mm	<input type="radio"/>
12" (30 cm)	1156-1012-400	95 x 310 x 35mm	<input type="radio"/>
14" (35 cm)	1156-1014-400	130 x 360 x 35mm	<input type="radio"/>
16" (40 cm)	1156-1016-400	135 x 410 x 35mm	<input type="radio"/>
18" (45 cm)	1156-1018-400	145 x 460 x 35mm	<input type="radio"/>
20" (50 cm)	1156-1020-400	160 x 510 x 35mm	<input type="radio"/>

CUSTOM

1156-1029-400

A = <sup>XX</sup> \_\_\_\_\_

B = <sup>XX</sup> \_\_\_\_\_

E = <sup>XX</sup> \_\_\_\_\_

## 6. BUILD CODE

REFER TO THE HARDWARE CODES ABOVE

1 1 5 6 - [ ] [ ] [ ] [ ] - [ ] [ ] 0

ADD CONFIGURATION CODES

ADD MOUNTING CODES

ADD MECHANISM CODES

# Medial Thigh Support

## 1. SELECT HARDWARE

STANDARD PAD

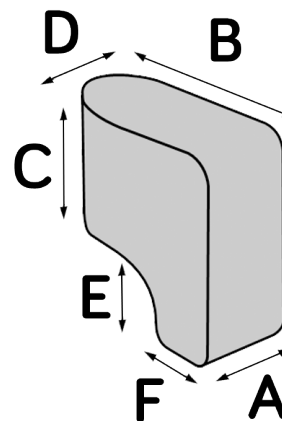


-150X-

AXIAL PAD



-160X-



## 2. SELECT MEDIAL THIGH SUPPORT SIZE

### STANDARD PAD

<input type="radio"/>	SIZE 1	XXXX-1501-XXX	A = 60 mm	B = 145 mm	C = 95 mm	D = 40 mm	E = 40 mm	F = 65 mm
<input type="radio"/>	SIZE 2	XXXX-1502-XXX	A = 60 mm	B = 155 mm	C = 100 mm	D = 60 mm	E = 50 mm	F = 65 mm
<input type="radio"/>	SIZE 3	XXXX-1503-XXX	A = 60 mm	B = 185 mm	C = 105 mm	D = 60 mm	E = 60 mm	F = 75 mm
<input type="radio"/>	CUSTOM	XXXX-1509-XXX	A = <input type="text" value="XX"/>	B = <input type="text" value="XX"/>	C = <input type="text" value="XX"/>	D = <input type="text" value="XX"/>	E = <input type="text" value="XX"/>	F = <input type="text" value="XX"/>

### AXIAL ADJUSTABLE PAD

<input type="radio"/>	SIZE 1	XXXX-1601-XXX	A = 70-140 mm	B = 145 mm	C = 95 mm	D = 50-120 mm	E = 40 mm	F = 65 mm
<input type="radio"/>	SIZE 2	XXXX-1602-XXX	A = 70-140 mm	B = 155 mm	C = 100 mm	D = 60-140 mm	E = 50 mm	F = 65 mm
<input type="radio"/>	SIZE 3	XXXX-1603-XXX	A = 70-160 mm	B = 185 mm	C = 105 mm	D = 60-140 mm	E = 60 mm	F = 75 mm
<input type="radio"/>	CUSTOM	XXXX-1609-XXX	A = <input type="text" value="XX"/>	B = <input type="text" value="XX"/>	C = <input type="text" value="XX"/>	D = <input type="text" value="XX"/>	E = <input type="text" value="XX"/>	F = <input type="text" value="XX"/>

## 3. CUSTOMISE (tick any customisations that apply)

✓	ITEM	IMAGE
<input type="radio"/>	1160-1576-000 ½" Pressure Relieving foam overlay (Custom fabric on medial thigh support cover)	
<input type="radio"/>	1160-1577-000 ½" Gel-Foam overlay (Custom fabric on medial thigh support cover)	
<input type="radio"/>	1160-1579-209 Spextex waterproof cover (wipe-down surface)	
<input type="radio"/>	1160-1579-219 Spextex waterproof cover (knitted fabric surface)	

## 4. BUILD CODE

REFER TO THE MEDIAL THIGH SUPPORT CODES ABOVE

1 1 6 2 -    - 0 0 0

ADD HARDWARE CODES

ADD SIZE CODES

# Stylo Head Support

## 1. SELECT HARDWARE

STYLO 130



1274-1232-000

STYLO 160



1274-1252-000

STYLO 260



1274-1282-000

STYLO FLIP-BACK 160



1274-2252-000

STYLO FLIP-BACK 260



1274-2282-000

## 2. SELECT PAD & SIZE (WIDTH X HEIGHT X DEPTH)

### COMFORT



250

1275-0031-000

260mm x 125mm x 90mm

350

1275-0032-000

340mm x 165mm x 120mm

### CIRCLE



150

1275-0011-000

175mm x 145mm x 55mm

250

1275-0012-000

220mm x 185mm x 70mm

### CONTOUR



250

1275-0021-000

280mm x 165mm x 140mm

350

1275-0022-000

350mm x 210mm x 170mm

### ADJUSTABLE LATERAL



150

1275-0061-000

175mm x 145mm x 55mm

250

1275-0062-000

220mm x 185mm x 70mm

### STANDARD AND EXTENDED LATERAL

#### STANDARD



STANDARD PAEDIATRIC

1275-0041-000

220mm x 150mm x 145mm

STANDARD

1275-0043-000

250mm x 170mm x 180mm

#### EXTENDED



EXTENDED PAEDIATRIC

1275-0042-000

230mm x 180mm x 160mm

EXTENDED

1275-0044-000

260mm x 190mm x 180mm

## 3. SELECT COLOUR

Your colour selection applies to any extra covers ordered

Black (default)

Chilli -022

Mango -030

Bumblebee -044

Calypso -028

Royal -077

Ocean -060

Leaf -054

Granite -090

## 4. CUSTOMISE

✓	ITEM	IMAGE
<input type="radio"/>	1/2" soft pressure-relieving foam overlay 1271-0019-000	
<input type="radio"/>	Spextex waterproof cover (wipe-down surface) 1271-0039-209	
<input type="radio"/>	Spextex waterproof cover (knitted fabric surface) 1271-0039-219	
<input type="radio"/>	Neoprene cover 1271-0039-291	
<input type="radio"/>	Stylo Heavy-Duty Compatibility Kit (Allows attachment to other backs and reinforces connection, reducing shell flex and ball slip) 1274-0000-HDK	
<input type="radio"/>	Stylo Slim Mount (For use where space is limited, e.g. power wheelchairs) 1274-4140-200	

## CUSTOMISE (ADJUSTABLE LATERAL HEADREST)

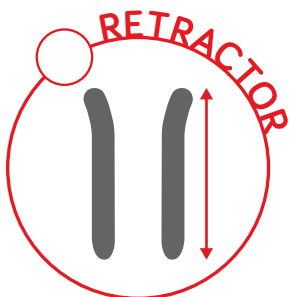
✓	ITEM	IMAGE	NOTES
<input type="radio"/>	Custom wing headrest pads 1270-4149-300		XX L = --- H = ---
<input type="radio"/>	Swing-away lateral mech upgrade 1272-4250-100		SELECT L I R

# Harnesses

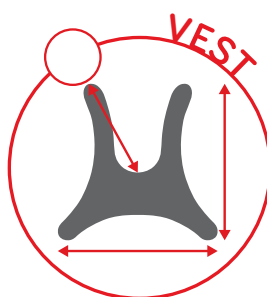
## 1. SELECT HARNESS



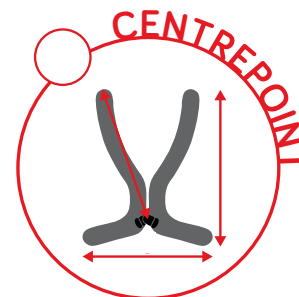
-664X-



-662X-




-661X-



-666X-

## 2. SELECT SIZE



## 4. SELECT ACCESSORIES

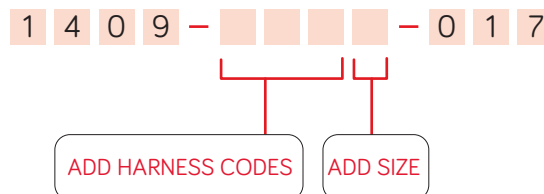
✓ ITEM	IMAGE
<input type="checkbox"/> Shoulder Strap Guides (Attachment Hardware Included) 1400-6692-000	

## 3. CUSTOMISE (tick any customisations that apply)

✓ ITEM	IMAGE
<input type="checkbox"/> Removable neoprene sleeves 1409-6810-000 LENGTH XX = ____cm	
<input type="checkbox"/> Buckles 1409-6820-000 Fitted to lower shoulder harness straps	
<input type="checkbox"/> Custom shape alteration 1409-6834-000 (More information required with order)	
<input type="checkbox"/> Extra-long webbing straps 1409-6815-000 LENGTH XX = ____cm	
<input type="checkbox"/> Change buckle to centre-release style 1409-6828-000 (H-Harness & Centrepoint only)	
<input type="checkbox"/> Change buckle to anti-escape style 1409-6826-000	
<input type="checkbox"/> Convert shoulder harness to rear-pull style 1409-6841-000	

## 5. BUILD CODE

REFER TO THE HARNESS CODES ABOVE



## IMPORTANT

S, M, L & XL AVAILABLE ONLY FOR RETRACTOR HARNESS  
 XS, S, M & L AVAILABLE ONLY FOR VEST HARNESS

## CHEST STRAPS

✓ ITEM	WIDTH	HEIGHT
<input type="checkbox"/> Small 1409-6821-017	35cm	7.5cm
<input type="checkbox"/> Medium 1409-6822-017	40cm	8cm
<input type="checkbox"/> Large 1409-6823-017	55cm	10cm



# Hip Belts

## 1. SELECT HIP BELT

TICK OPTION THAT APPLIES



✓	SIZE	2 POINT CENTRE PULL	2 POINT DUAL CENTRE PULL	4 POINT SIDE PULL	4 POINT CENTRE PULL	4 POINT DUAL CENTRE PULL
<input type="checkbox"/>	X-SMALL	XXX5-6210-XXX	XXX5-6220-XXX	XXX6-6400-XXX	XXX6-6410-XXX	XXX6-6420-027
<input type="checkbox"/>	SMALL	XXX5-6211-XXX	XXX5-6221-XXX	XXX6-6401-XXX	XXX6-6411-XXX	XXX6-6421-027
<input type="checkbox"/>	MEDIUM	XXX5-6212-XXX	XXX5-6222-XXX	XXX6-6402-XXX	XXX6-6412-XXX	XXX6-6422-027
<input type="checkbox"/>	LARGE	XXX5-6213-XXX	XXX5-6223-XXX	XXX6-6403-XXX	XXX6-6413-XXX	XXX6-6423-027

## 2. SELECT BUCKLE

TICK OPTION THAT APPLIES



-027



-028



-026



-025

## 3. SELECT OPTIONS

✓ ITEM



Pressure reducing gel-foam slip on sleeves for all hip belts. Retrofits to hip belt pads 1409-6812-000



## 4. BUILD CODE

REFER TO THE HIP BELT & BUCKLE CODES ABOVE

1 4 0 [ ] - [ ] [ ] [ ] [ ] [ ] - [ ] [ ] [ ] [ ]

ADD HIP BELT CODES

ADD BUCKLE CODES

## IMPORTANT

THE 4 POINT DUAL CENTRE-PULL CAN ONLY BE USED WITH THE SIDE RELEASE BUCKLE. THE ANTI-ESCAPE BUCKLE IS NOT AVAILABLE FOR X-SMALL HIP BELTS.



# Limb Supports

## PADDED FOREARM STRAPS

SIZE	✓	SET OF FOUR	QTY	ONE ONLY
SMALL		1408-6511-017		1408-6521-017
MEDIUM		1408-6512-017		1408-6522-017
LARGE		1408-6513-017		1408-6523-017

PADDED FOREARM STRAPS



## HEEL LOOPS

SIZE	✓	LENGTH	PAIR
SMALL		230 mm	1403-6181-017
MEDIUM		255 mm	1403-6182-017
LARGE		275 mm	1403-6183-017

HEEL LOOPS



## FOOTFAST STABILISERS

SIZE	CIRCUMFERENCE	✓	STANDARD PAIR	✓	WITH REAR RETAINER STRAP
SMALL	15-23 cm (Inner)		1401-6161-017		1401-6165-017
MEDIUM	22-30cm (Inner)		1401-6162-017		1401-6166-017
LARGE	26-38cm (Inner)		1401-6163-017		1401-6167-017

FOOTFAST STABILISERS



REAR RETAINER STRAP



## COMFORT PADDED & NEOPRENE CALF STRAPS

W/C WIDTH	HEIGHT	✓	COMFORT PADDED CODE	✓	NEOPRENE CODE
10"	5cm		1402-6170-017		1402-6070-017
12"	5cm		1402-6171-017		1402-6071-017
14"	7cm		1402-6172-017		1402-6072-017
16"	9cm		1402-6173-017		1402-6073-017
17"	9cm		1402-6174-017		1402-6074-017
18"	11cm		1402-6175-017		1402-6075-017
20"	13cm		1402-6176-017		1402-6076-017
XX	XX		1402-6177-017		1402-6077-017

PADDED CALF STRAPS



NEOPRENE CALF STRAPS



## CALF PANELS

✓	W/C WIDTH	WIDTH	HEIGHT	CODE
	14-15"	14"	8"	1402-6314-017
	16-17"	16"	8"	1402-6316-017
	18-19"	18"	10"	1402-6318-017
	20"	20"	10"	1402-6320-017
	Custom	XX	XX	1402-6329-017

CALF PANELS





# spex

Manufactured by Spex Ltd

32 Detroit Drive  
Rolleston 7675  
New Zealand

+64 3 307 9790

[solutions@spexseating.com](mailto:solutions@spexseating.com)

[www.spexseating.com](http://www.spexseating.com)



Script: Spex Full Script 20230623