

# XLella Bariatric Seating



**spex**

**XLELLA**

SCRIPTING AND ORDERING GUIDE

# XLella Cushion

## PACKAGE INCLUDES:

1. Outer Cover
2. Incontinence Cover
3. Cushion Foam Unit
4. Strategic Positioning Base (Spex Classic Cushions only)



## 1. SELECT XLELLA CUSHION STYLE

Vigour

Standard Contour



1103-WWDD-OSC

Spex Classic

Standard Contour

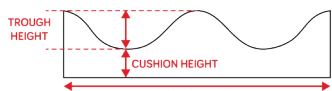


1105-WWDD-OSC

Spex Classic  
High Contour



1105-WWDD-OHC



Standard Contour Trough Height = 30mm  
High Contour Trough Height = 50mm

## 2. SELECT SIZING

Cushion Width (inches) To order replace WW in Code		20	22	24	26	28	30
Cushion Depth (inches) To order replace DD in Code	18						
	19						
	20						
	21						
	22						
	23						
	24						
25							
26							

Cushion Depth can be specified to suit

XLella Cushion Size Available  
 XLella Cushion Size Made To Order

## 3. SELECT COLOUR

Your colour selection applies to any extra covers ordered

Black  
(default)

Chilli  
-022

Mango  
-030

Bumblebee  
-044

Calypso  
-028

Royal  
-077

Ocean  
-060

Leaf  
-054

Granite  
-090

## 4. SELECT ACCESSORIES

### ✓ ACCESSORY

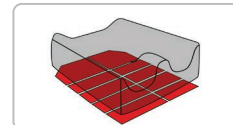
### IMAGE

- Extra Outer Cover (A)  
Vigour Std: 1123-WWDD-6SC  
Classic Std: 1125-WWDD-6SC  
Classic High: 1125-WWDD-6HC  
(insert width & depth as relevant)



- Extra Incontinence Cover (B)  
Vigour Std: 1133-WWDD-7SC  
Classic Std: 1135-WWDD-7SC  
Classic High: 1135-WWDD-7HC  
(insert width & depth as relevant)

- Extra Positioning Kit  
(Spex Classic Cushions only)  
1111-0273-000

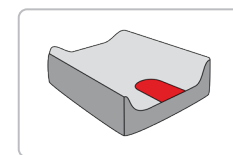


## 5. CUSTOMISE

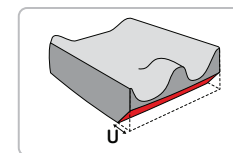
### ✓ CUSTOMISATION

### IMAGE

- Remove Medial Thigh Contouring  
1111-0335-000  
Achieve flat front surface without any contouring. Ideal relief for excess tissue and to facilitate easy transfers.



- Front Surface Cut-Back  
U = \_\_\_\_\_  
1111-0281-000  
Sloping front for users with excess tissue or to provide relief when transferring and/or foot propelling.



# XLella Back Support

## 1. SELECT XLELLA STYLE

XLella, Vigour Padding



1258-WWHH-00H

XLella, Classic Padding



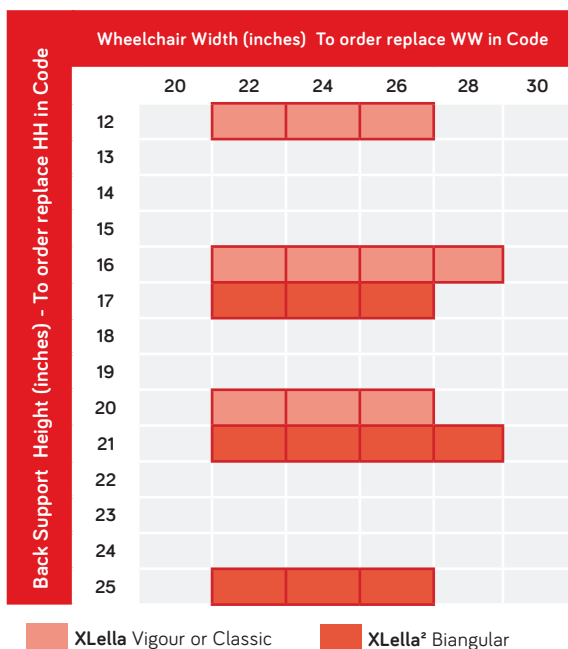
1258-WWHH-OSS

XLella<sup>2</sup>, Biangular



1258-WWHH-200

## 2. SELECT SIZING



## 3. SELECT COLOUR

Your colour selection applies to any extra covers ordered

<b>Black</b> <i>(default)</i>	<b>Chilli</b> -022	<b>Mango</b> -030
<b>Bumblebee</b> -044	<b>Calypso</b> -028	<b>Royal</b> -077
<b>Ocean</b> -060	<b>Leaf</b> -054	<b>Granite</b> -090

## 4. SELECT HARDWARE - FOR XLELLA

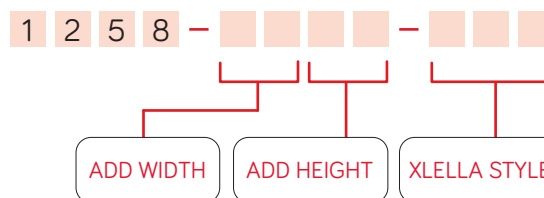
✓ ITEM	IMAGE
<input type="radio"/> Fixed Bariatric Hardware (default) 1259-2500-100	
<input type="radio"/> Quick-Release Bariatric Hardware 1259-2505-100	

## 5. SELECT UPGRADES & ACCESSORIES

✓ ITEM	IMAGE
<input type="radio"/> Cover Extension 22" 1258-2200-500 24" 1258-2400-500 26" 1258-2600-500 28" 1258-2800-500	
<input type="radio"/> Reinforcement Plate for Lateral Supports (forceful side leaning or users over 100kg) 1266-2450-100	
<input type="radio"/> Back support lumbar pad and lateral stability wedges 1209-2713-300	
<input type="radio"/> Asymmetric narrow contour wedge (200mm x 100mm x 40mm) 1209-2722-300	
<input type="radio"/> Asymmetric bi-angular contour wedge (200mm x 100mm x 40mm) 1209-2723-300	
<input type="radio"/> Asymmetric contour kit 1209-2720-300	
<input type="radio"/> Extra Outer Cover (A)	
<input type="radio"/> Incontinence Cover (B)	
<input type="radio"/> Heavy-Duty kit for Stylo Head Support 1274-0000-HDK	

## 6. BUILD CODE

REFER TO THE XLELLA BACK SUPPORT CODES ABOVE







Spex Ltd

32 Detroit Drive  
Rolleston 7675  
New Zealand

+64 3 307 9790

[solutions@spexseating.com](mailto:solutions@spexseating.com)

[spexseating.com](http://spexseating.com)



DISTRIBUTED BY: