

ZYGO



spex

ZYGO

SCRIPTING AND ORDERING GUIDE

Zygo Back Supports

Client Details:

Client Name:		Therapist Name:	
Date of Birth:		Therapist Contact Number:	
Weight:		Assessment Date:	

1. SELECT ZYGO CONTOUR OPTION



Active Lo
1251-WWHH-0AL



Active Mid
1251-WWHH-0AM



Deep Lo
1251-WWHH-0DL



Deep Mid
1251-WWHH-0DM

3. SELECT HARDWARE - DROP MOUNT

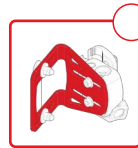
		Wheelchair Width (inches)					
		10	12	14	16	18	20
Back Support Height (inches)	7		P				
	8			S/M			
	9	P			S/M	S/M	
	10		P				
	11	P					M/L
	12		P				
	13		P	S/M			
	14				S/M		
	15			S/M		M/L	M/L
	16			S/M	S/M		
	17				S/M	M/L	
18					M/L	M/L	



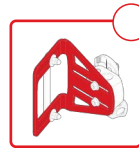
PAEDIATRIC
1259-1400-00P



SMALL
1259-1400-00S



MEDIUM
1259-1400-00M



LARGE
1259-1400-00L

2. SELECT SIZING

		Wheelchair Width (inches) To order replace WW in Code					
		10	12	14	16	18	20
Back Support Height (inches) - To order replace HH in Code	7						
	8						
	9						
	10						
	11						
	12						
	13						
	14						
	15						
	16						
	17						
18							

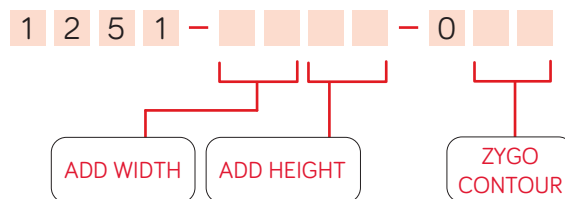
■ Lo Back Support ■ Mid Back Support

4. ADD ACCESSORIES

✓	ITEM	IMAGE
<input type="radio"/>	TSS Lite contouring & positioning kit 1250-3955-000	
<input type="radio"/>	Shoulder Strap Guides 1400-6692-000	

5. BUILD CODE

REFER TO THE ZYGO BACK SUPPORT CODES ABOVE



spex

Spex Ltd

32 Detroit Drive
Rolleston 7675
New Zealand

+64 3 307 9790

solutions@spexseating.com

www.spexseating.com



DISTRIBUTED BY:

Script: Zygo Back Support Family 20220127