

Use this guide to help select Spex products compatible to fit to the **Sedeo Pro** System.

Step 1

Select a compatible back support

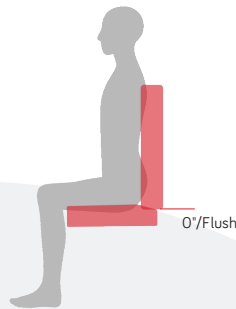
Back Support	Spex (Classic, Manta, Vigour, SuperShape)	Zygo Mid	XLella	XLella ²
Compatibility	✓	✓	✓	X

i Take Note of Compatibility Guide Assumptions

Spex Back Supports

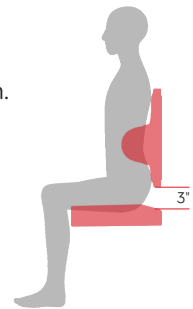
The bottom of the back support is flush with the seat cushion.

Note: Use with the J3 Fixed Back Adapter Pro to attach to the Sedeo Pro System.



Zygo Mid Back Supports

The bottom of the back support is positioned 3" above the seat cushion.



Step 2

Determine compatible back support size

Back Support	Used with Stylo Slim Mounting Block?	Compatible Size	
		Width	Height*
Spex	Included Stylo Slim Mounting Block	14 - 21"	16 - 25"
	Excluded Head Support Hardware		14 - 25"
Zygo Mid	Included Stylo Slim Mounting Block	14 - 20"	14 - 18"
	Excluded Head Support Hardware		13 - 18"

*When seat cushion height is the same as the Spex Classic Cushion.

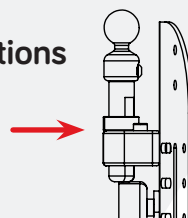
Back Support	System	Shell Width	Shell Height	Compatible cushion to back support gap	
				Including Stylo Mount	Excluding Stylo Mount
XLella	Sedeo Pro	22 - 26"	16 - 20"	2.5 - 6.5"	0 - 6.5"

*When seat cushion height is the same as the XLella Cushion.



Take note of head support setup considerations

Stem height adjust is limited by the J3 Fixed Back Adapter mount. Consider using the Stylo Short Stem option for lower back supports.



For XLella Back Supports:

- Add J3 spacers (0.25")
- Use longer mounting screws - M6x20 countersink. Production option: [0052-5CSS-SSM6X20BK]

Pairs well with Stylo 260 for positioning freedom.