

# spex

Shaping Better Lives



## CLINICAL WHEELCHAIR SEATING

USA SCRIPT & ORDER GUIDE



[SPEXSEATING.COM/US](https://spexseating.com/us)

# Details

## Customer

Name:	
Phone:	
Email:	
Company:	
Delivery Address:	
Zip Code:	

## Client

Name:	
Date:	
Funding:	
Notes	

# Select Cushion

Constructa Shape		Constructa Flex	
			
<b>Shape with Standard Cover:</b>		<b>Flex with Standard Cover:</b>	
SKU: 1102-WWLL-1SS		SKU: 1102-WWLL-FSS	
HCPCS: E2609	MSRP: \$1850	HCPCS: E2609	MSRP: \$2450
<b>Shape with Wipe-Down Cover:</b>		<b>Flex with Wipe-Down Cover:</b>	
SKU: 1102-WWLL-SSS		SKU: 1102-WWLL-TSS	
HCPCS: E2609	MSRP: \$2100	HCPCS: E2609	MSRP: \$2700
<b>Flexy Contour - For Constructa Cushions.</b>			
SKU: 1102-WW00-00F	HCPCS: part of E2609	MSRP: \$195	

Width (inches)	Length (inches)				
	14	16	18	20	22
14					
16					
18					
20					

**Enter cushion size below:**  
(Refer to above size chart)

Width:

Length:

# Select Back Support

Spex Classic		Spex SuperShape	
			
<b>Classic Back Support + Hardware</b>		<b>SuperShape Back Support + Hardware</b>	
SKU: 1255-WWHH-OSS		SKU: 1255-WWHH-OSS	
HCPCS: E2617	MSRP: \$2850	HCPCS: E2617	MSRP: \$3350
<b>Add Wipe-Down Cover (Classic or SuperShape):</b>			
SKU: 1208-2949-209	HCPCS: Part of E2617	MSRP: \$250	



Wheelchair width	Height (inches)				
	14	16	18	20	22
14					
16					
18					
20					

**Enter back support size below:**  
(Refer to above size chart)

Wheelchair Width:


Height:

## Select Back Support Hardware




Quad Mount (default)		Power Recline Adapter Mount	
SKU: 1259-2400-100		SKU: 1259-2810-200	
HCPCS: E1028		HCPCS: E1028	

## Lateral Supports

### 1. Select Hardware



Swing-away		Axial		Axial Bi-angular	
L	R	L	R	L	R
					
SKU: 1266-2201-100	SKU: 1266-2301-100	SKU: 1266-2301-100	SKU: 1266-2501-100	(For use with Bi-angular 6 only)	
MSRP: \$295 ea	MSRP: \$525 ea	MSRP: \$525 ea	MSRP: \$595 ea		
HCPCS: E1028					
<b>Lateral Reinforcement Plate</b> For forceful side leaning or clients over 225lbs (100kg).					
SKU: 1266-2450-100	MSRP: \$45	HCPCS: E1028			

### 2. Select Pad

Broad 2		Broad 4		Narrow Straight 2		Bi-angular 6	
L	R	L	R	L	R	L	R
						(For use with Axial Bi-angular only)	
SKU: 1266-3032-400		SKU: 1266-3034-400		SKU: 1266-3012-400		SKU: 1266-3046-400	
MSRP: \$195 ea		MSRP: \$195 ea		MSRP: \$195 ea		MSRP: \$245 ea	
HCPCS: E0956							

## Head Supports

### 1. Select Hardware

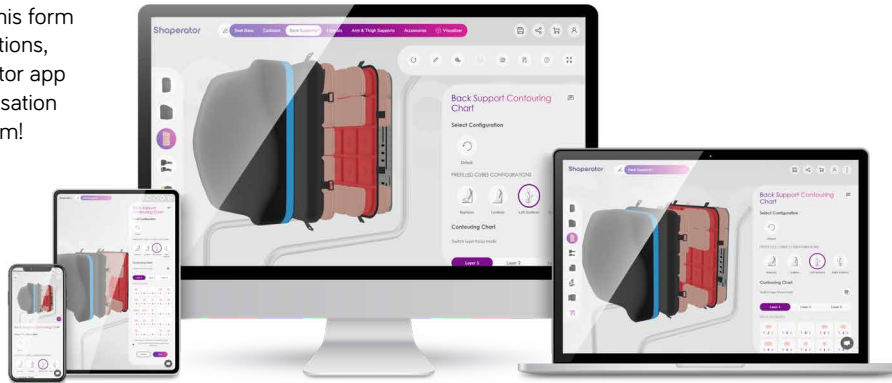
Stylo 130	Stylo 160	Stylo 260
		
SKU: 1274-1232-000	SKU: 1274-1252-000	SKU: 1274-1282-000
MSRP: \$450	MSRP: \$550	MSRP: \$600
HCPCS: E1028		

### 2. Select Pad

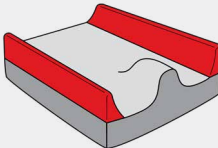
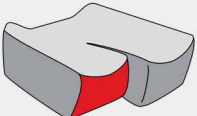
Comfort 250	Comfort 350	Standard Lateral	Extended Lateral
			
SKU: 1275-0031-000	SKU: 1275-0032-000	SKU: 1275-0043-000	SKU: 1244-0031-000
MSRP: \$200			
HCPCS: E0955			
<b>Add Wipe down head support pad cover</b>			
SKU: 1271-0039-209	MSRP: \$100	HCPCS: part of E0955	

# Optional Customizations

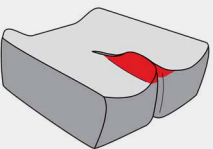
Continue filling out this form to specify customisations, or go to the Shaperator app to create a 3D visualisation of your seating system!



Build your cushion at [shaperator.com](https://shaperator.com), or scan the QR code above.

Lateral Thigh Support Height Options		Leg Length Discrepancy (only left or right)		
Standard Contour (-XSC) 1.2" (30mm)		Users left leg	<input type="text" value=""/>	
High Contour (-XHC) 2" (50mm)		Users right leg	<input type="text" value=""/>	
SuperHigh Contour (-XSS) 3.1" (80mm)		SKU: 1111-0292-000		

Overlay Options					
1" (25mm) (1») Pressure Relieving Overlay	+0.6" (15mm) Memory Foam	1" Soft Gel Foam	1" Pressure Relieving Overlay & 15mm Memory Foam	1.2" (30mm) Memory Foam Overlay	

Medial Thigh Support Options					
Users left leg	Depth: <input type="text" value=""/>	Standard Contour (-XSC) 1.2"	High Contour (-XHC) 2"	Superhigh Contour (-XSS) 3.1"	
Users right leg	Depth: <input type="text" value=""/>	Standard Contour (-XSC) 1.2"	High Contour (-XHC) 2"	Superhigh Contour (-XSS) 3.1"	
No Medial Thigh Support SKU: 1111-0335-000					

Thigh Angle Options					
Users left leg	+	-	+	-	<b>Notes:</b> <ul style="list-style-type: none"> <li>• Not available with Pediatric base</li> <li>• Shape base = maximum 5°</li> <li>• Flex base = maximum 15°</li> </ul> 
	Thigh Flexion Angle: <input type="text" value=""/>		Thigh Abduction Angle: <input type="text" value=""/>		
Users right leg	+	-	+	-	
	Thigh Flexion Angle: <input type="text" value=""/>		Thigh Abduction Angle: <input type="text" value=""/>		
SKU: 1111-0292-000					

# Back Support Contouring Charts

Record the amount of contouring cubes used. Fill out this form and enter the number of cubes used in each pocket and save for future reference. Or go online to [shaperator.com](http://shaperator.com) to configure the shaping accordingly to the client.

**Note:**

Use all charts below if recording contouring cubes used for the **Spex SuperShape Back Support**.

Use only the left hand chart if recording contouring cubes used for the **Spex Classic Back Support**.



**Example**

Top of back

Write the number of PINK(P) foam pads →

	2P	1P	1P	3P	2P
	2P	0	2P	3P	2P
If no pads are inserted →	0	1P	2P	2P	2P
Left side of user	1P	1P	2P	2P	2P
	1P	1P	2P	2P	2P
	X	X	X	X	X
	X	X	X	X	X

If a positioning wedge is used, mark the area

If it's a shorter back height with less pockets, cross the bottom cubes out

**Spex Classic Back Support**

Top of back


PRIMARY LAYER

Left side of user

**Spex SuperShape Back Support**

Top of back


MIDDLE LAYER

Right side of user


REAR LAYER

Left side of user



# spex

Manufactured by Spex Ltd

[solutions@spexseating.com](mailto:solutions@spexseating.com)

[spexseating.com](http://spexseating.com)



DISTRIBUTED BY:

Script: Spex\_20240405\_USA