

Lateral Trunk Supports

Spex lateral trunk supports offer adjustability, comfort and positioning. Our anatomical pad design with new full curved Natural-Lateral® surface has been tested for optimum fitting to body shape. The supporting surface of each lateral pad includes a layer of pressure relieving foam for additional protection and comfort.

CLINICAL

- Modular lateral supports provide optimum trunk control whilst improving balance, posture and comfort
- Offset correction can be applied to an asymmetric trunk to bring better trunk alignment for enhanced function

FUNCTIONAL BENEFITS

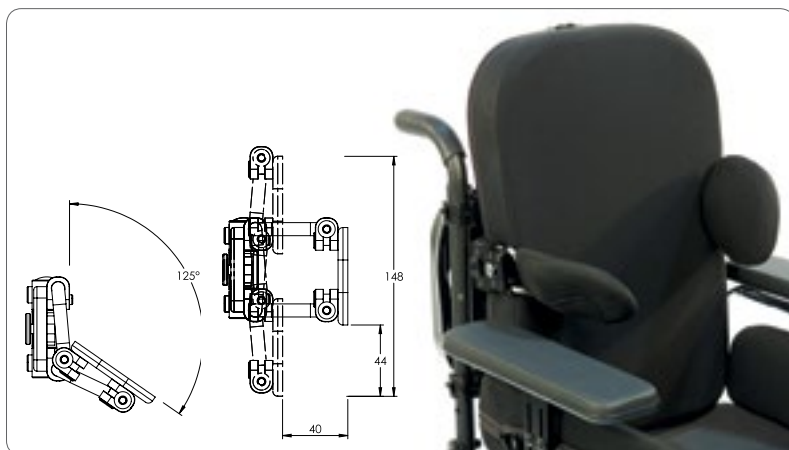
- Super comfortable pressure-reduction padding for moulding to user shape
- Removable and washable covers
- Brackets are adjustable in all planes: height, width, depth and lateral angle for ultimate trunk orientation
- Spex brings you modular creativity! Mix and match with different pad combinations
- Provide trunk control and stability with the ability to install a lateral in multiple positions on the back support
- Approx. lateral hardware weight is from 0.15 to 0.45 kg, and approx. lateral pad weight is from 0.05 to 0.3 kg

OPTIONS

- Select from Fixed, Standard Swing-Away or Axial Swing-Away Hardware
- Bracket upgrades available:
 - Cane Mount
 - DeepContour backrest bracket
 - Extension for DeepContour (commonly used with SuperShape backrest)

AXIAL® TECHNOLOGY

Unique swing-away hardware that allows the lateral pad to rotate to correctly support/align to the user's trunk needs.



HARDWARE OPTIONS



FIXED

Width and depth adjustable



STANDARD SWING-AWAY


Width and depth adjustable with vertical pivot adjustment.



AXIAL® SWING-AWAY


Width, depth, and multiple angle adjustable by its rotational system.

Axial technology provides the correct support structure with patented mechanically rotational system.



CANE MOUNT

Mounts directly to wheelchair canes

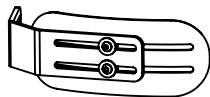


Anatomical full-curve
NATURAL-LATERAL® technology
for optimum fitting to body shape

Comfort to new levels with
PRESSURE-REDUCING layer

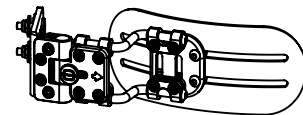
Huge pad range to provide the exact
SNUG FITTING comfort that's required
(refer Page 70)

**FIXED LATERAL
HARDWARE**



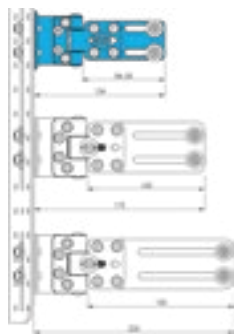
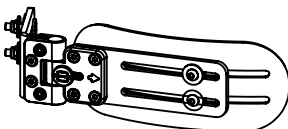
Options (Add pad, shown on Pg 70)	Depth Adjustment	Code
Fixed Bracket	55 mm	1266-2101-100
Kidz Fixed Bracket	40 mm	1266-2111-100

**AXIAL LATERAL
HARDWARE**



Options (Add pad, shown on Pg 70)	Code
Axial Hardware	1266-2301-100
Kidz Axial Hardware	1266-2311-100

**SWING-AWAY
LATERAL HARDWARE**

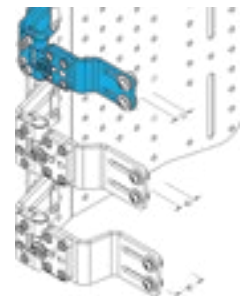


STANDARD

Options (Add pad, shown on Pg 70)	Overall length	Plate Length	Code
Swing-Away, straight bracket	175 mm	120 mm	1266-2201-100
Swing-Away, kidz straight bracket	134 mm	85 mm	1266-2211-100
Swing-Away, straight extended bracket	205 mm	150 mm	1266-2202-100

OFFSET

When lateral support is required
to sit closer towards the user's
trunk to provide support



Options (Add pad, shown on Pg 70)	Offset	Code
Swing-Away, offset bracket	20 mm	1266-2203-100
Swing-Away, kidz offset bracket	15 mm	1266-2213-100
Swing-Away, offset extended bracket	40 mm	1266-2204-100